



Qur'an City



8-12
years

Sura Al A'laa Workbook

87 Musabbihaat Crescent
818792





AL A'LAH - THE MOST HIGH



THE MISSION OF THE PROPHET SUMMED UP IN TWO COMMANDS –
SABBIH - DECLARE THE PERFECTION OF THE RABB) AND
ZHAKKIR - CONTINUOUSLY REMIND THE HUMAN BEING OF MONOTHEISM, DIVINE
GUIDANCE AND ACCOUNTABILITY

087

THIS IS A TIMELESS UNIVERSAL MESSAGE
THE CORE MESSAGE OF THIS CHAPTER HAS BEEN IN
THE EARLIER SCRIPTURES.
PROPHETS IBRAHEEM AND MUSA ARE MENTIONED.



4

Ayaat 18-19

SUCCESS AND FAILURE IN THE HEREAFTER

THE ACTIONS AND THEIR CONSEQUENCES FOR BOTH
THOSE WHO TAKE HEED OF THE MESSAGE AND THOSE
WHO DON'T ARE STATED WITH A STATEMENT THAT THE
HEREAFTER IS BETTER AND MORE PERMANENT.



3

Ayaat 11-17

**ZHAKKIR! CONTINUOUSLY REMIND THE HUMAN BEING OF THE
ONENESS OF GOD, DIVINE GUIDANCE AND ACCOUNTABILITY**
TO CONTINUALLY REMIND OF THE PURPOSE OF LIFE TO THE
HUMAN BEING THROUGH THE QUR'AN IF (AS) IT SERVES AS A BENEFIT.
HERE ALLAH ENSURES THE FACILITATION AND EASE IN THE
MISSION EVERY STEP OF THE WAY.



2

Ayaat 9-10

SABBIH! DECLARE THE PERFECTION OF ALLAH
AN ORDER FROM ALLAH TO DECLARE HIS PERFECTION
WHILST REFLECTING ON THE PERFECTION OF CREATION
AND IN-BUILT GUIDANCE FOR EACH ONE TO REACH
HIS FULL POTENTIAL.



1

Ayaat 1-8

SUGGESTED SCHEMES OF WORK -SURA AL A'LAA

NO.	TOPIC	LEARNING OBJECTIVES	SUGGESTED ACTIVITIES
1	INTRO TO QUR'AN	<p>Discuss the meaning of IQRA' being</p> <ol style="list-style-type: none"> 1. Read 2. Memorised 3. Understood 4. Applied 5. Teach <p>Go through the terminology of the Qur'an - Sura, Aya, Juz, Manzil, Ruku..</p>	<p>Draw around your hand and label the five fingers.</p> <p>Worksheet on terminology</p>
2	INTRO TO SURA AL A'LAA	<p>Discuss the building of Sura Al A'laa</p> <p>Sura Al A'laa is a Makki sura</p> <p>Part of the Musabbihaat suwer</p> <p>discuss the benefits of Musabbihaat</p>	<p>Draw a suburb and write down the 7 Musabbihaat suwer encouraging their recitation one every night of the week (even the first aya)</p>
3	FOCUS OF SURA AL A'LAA	<p>Discuss the focus of the sura - SABBH& ZHAKKIR</p> <p>SABBH Maintain balance to reach personal best -Sabaahaa to swim.</p> <p>ZHAKKIR Mission of Prophet - Continuous reminders</p>	<p>Both SABBH & ZHAKKIR perfectly balanced in the Qur'an</p> <p>Draw a picture of the Qur'an decorated with the two orders SABBH & ZHAKKIR</p>
4	PERFECTION IN HIS NAMES (AYA1)	<p>Discuss perfection of Allah through Asmaul Husnaa (99) compared to human attributes.</p> <p>When this aya was revealed Prophet said put it in your sujood</p>	<p>Draw a person in sujood and write the translation of the Zhihr focusing on the name Al 'Ali (36) the most High</p>
5	AYA 2 & 3	<p>Reflection on the human body and its amazing perfect balance.</p> <p>4 stages; Created, Completed, Put through stages and Guided each stage</p>	<p>Stick a plaster on a paper and describe the perfection of the healing process by Divinity</p>



SUGGESTED SCHEMES OF WORK - SURA AL A'LAA

NO.	TOPIC	LEARNING OBJECTIVES	SUGGESTED ACTIVITIES
6	AYAAT 4 & 5	All creatures benefit from fresh pastures then it becomes dried up and rotten useless. Discuss the limited opportunity to take advantage of revelation	Draw the comparison of a fresh fruit to a rotten fruit. Have to eat it before it rots.
7	AYAAT 6 TO 9	Discuss Allah's guarantee of assistance in guidance through ZHAKKIR - reminding again and again through the Qur'an	Make a list of all the suwar that the students have memorised and know and another of those they aspire to memorise and know before next Ramadhan
8	AYA 10	Discuss Khashiyaa positive fear of Allah and in awe of Him away from the eyes of people	What things do we do solely for Allah? Make a list
9	AYAAT 11 TO 13	Talk of failure being not following Divine guidance	Draw a fire what things are softened with heating (pasta, lentils, meat....) Draw a hard heart (black) it is softened by Divine Guidance or the fire.
10	AYAAT 14 TO 15	Fallaah is a farmer when he harvests. Talk about planting the seed of being righteous and then harvesting it through manifestation as a good person and Janna	Draw the process of planting a seed and looking after it until it grows and then harvesting it comparing it to the following of the Qur'an. Read, internalise, understand, apply and teach.



SUGGESTED SCHEMES OF WORK -SURA AL A'LAA

NO.	TOPIC	LEARNING OBJECTIVES	SUGGESTED ACTIVITIES
11	Ayaat 16 to 17	Discuss the distractions that stop human beings from following Divine guidance	Draw distractions that keep us away from the Qur'an and the Ma'sumeen (TV, phone, social media....)
12	AYAAT 18 TO 19	Talk of all the previous Divine books and the awesomeness of the Qur'an as it was when revealed and not changed etc....	Make a list of the Prophets in the Qur'an in chronological order
13	OVERVIEW OF SURA AL A'LAA	"If you knew the benefits of learning Suratul A'laa, every human being would recite it 10 times a day" Imam Ali (pbuh). Reward of reciting the whole Quran and the book of Ibraheem	Prepare a sheet to encourage memorisation and understanding of the sura (should complete it in 19 days if memorised an aya a day by repeating it every day after salaa)



5 GOLDEN STEPS FOR READING THE QUR'AN

The Holy Prophet (pbuh) said the Qur'an was to be:

- Read
- Memorise
- Understand
- Apply
- Teach

ACTIVITY:

Write the 5 golden steps on the labels below.
Cut the labels and stick them on the palm below.



QUR'AN TERMINOLOGY

Match the columns.

1 Sura

Huruf

Aya

Ambiya

1 Juz

114 Suwer

Harf

Manazil

Nabi

Aimma

I Manzil

30 Ajzaa

Imam

Ayaat



MUSABBIHAAT CRESCENT

1. Write down the names of the 7 suwer in this suburb in each of the squares.
2. Try to recite one sura every night of the week. If not possible, recite the first aya

MUSABBIHAAT CRESCENT

	Chapters beginning with declaration of His perfection	سُبْحَنَ



BENEFITS OF SURATUL A'LAA



Memory retention



Earache



Safety on a journey



Entry through any door of Janna

AL 'ALIYY - THE MOST HIGH

Below are some of Allah's creations which appear in nature. Write them in the order of ascend. (going from lower to higher) as they appear in nature / in the world; alternatively, you can draw a picture of all the things below as you see them in the world.

Animals, birds and bees, minerals or gemstones, hills, clouds, carrots, mountains, soil/ sand, seas/ oceans, sun, grass, sky, grass, caves, moon, worms, flowers, stars, and people

.....

.....

.....

.....



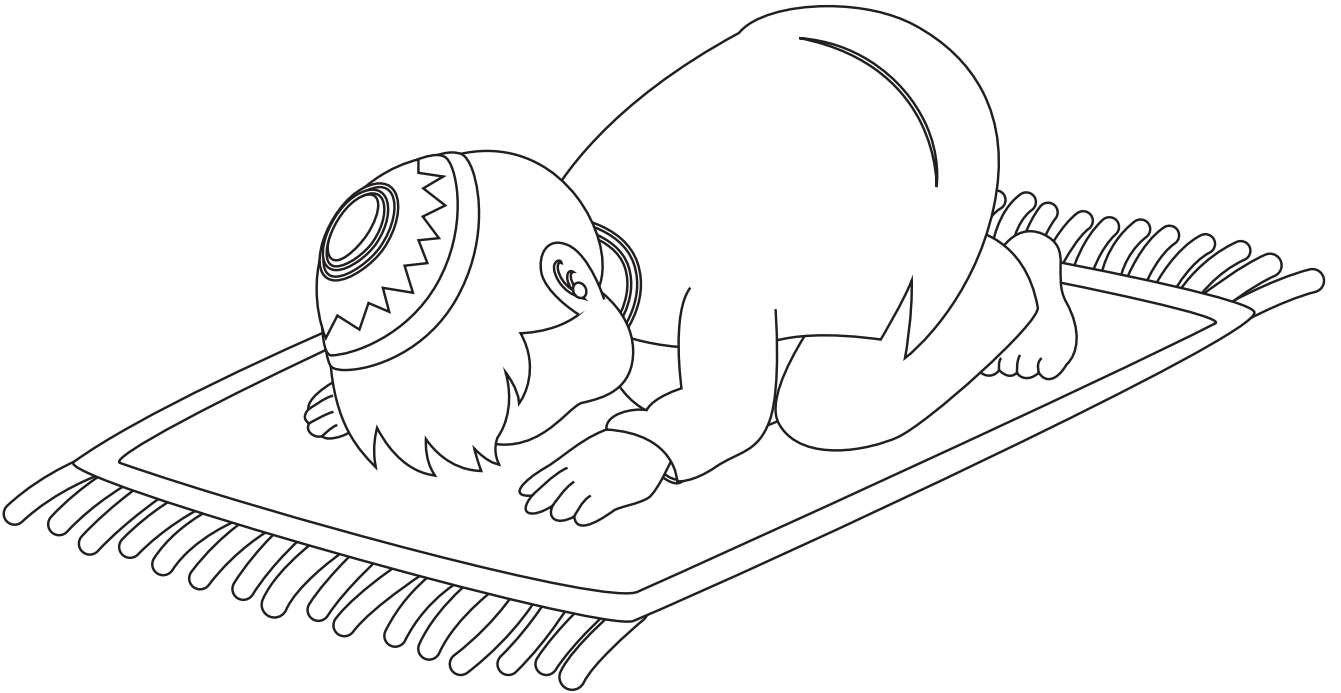
ZHIKR IN SUJOOD

1. Write down the translation for the zikr recited in sujood.

.....

2. Highlight the word that refers to the name Al 'Ali.

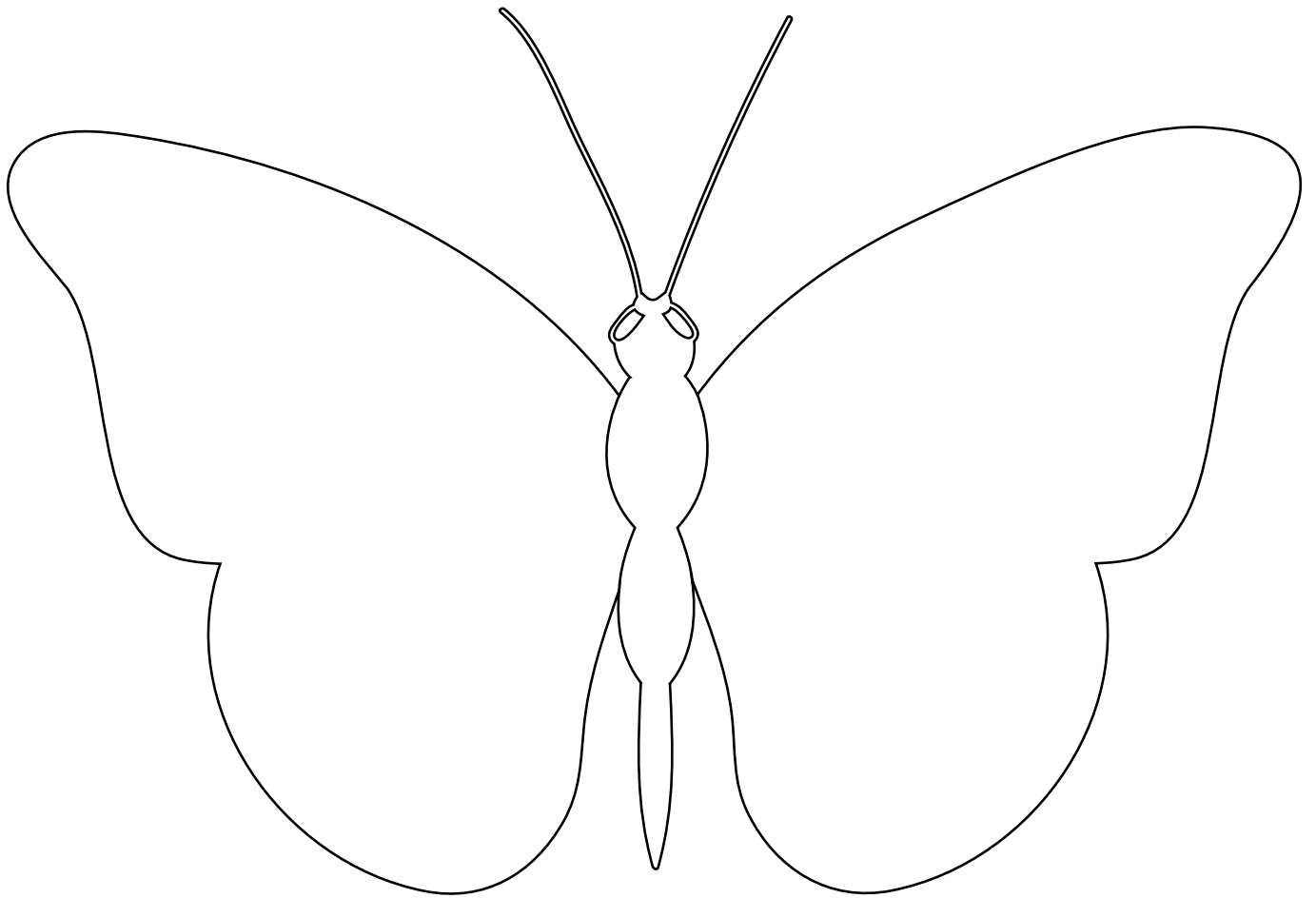
سُبْحَانَ رَبِّيَ الْأَعْلَىٰ وَبِحَمْدِهِ



AL KHAALIQ - THE CREATOR



ALLAH'S PERFECT CREATIONS

An outline of a butterfly is drawn for you, draw patterns or designs in its wings but you must make the designs as symmetrically as possible. You may use glitter/ beads/ colours.



AL KHAALIQ - CREATES COMPLETE & PERFECTION

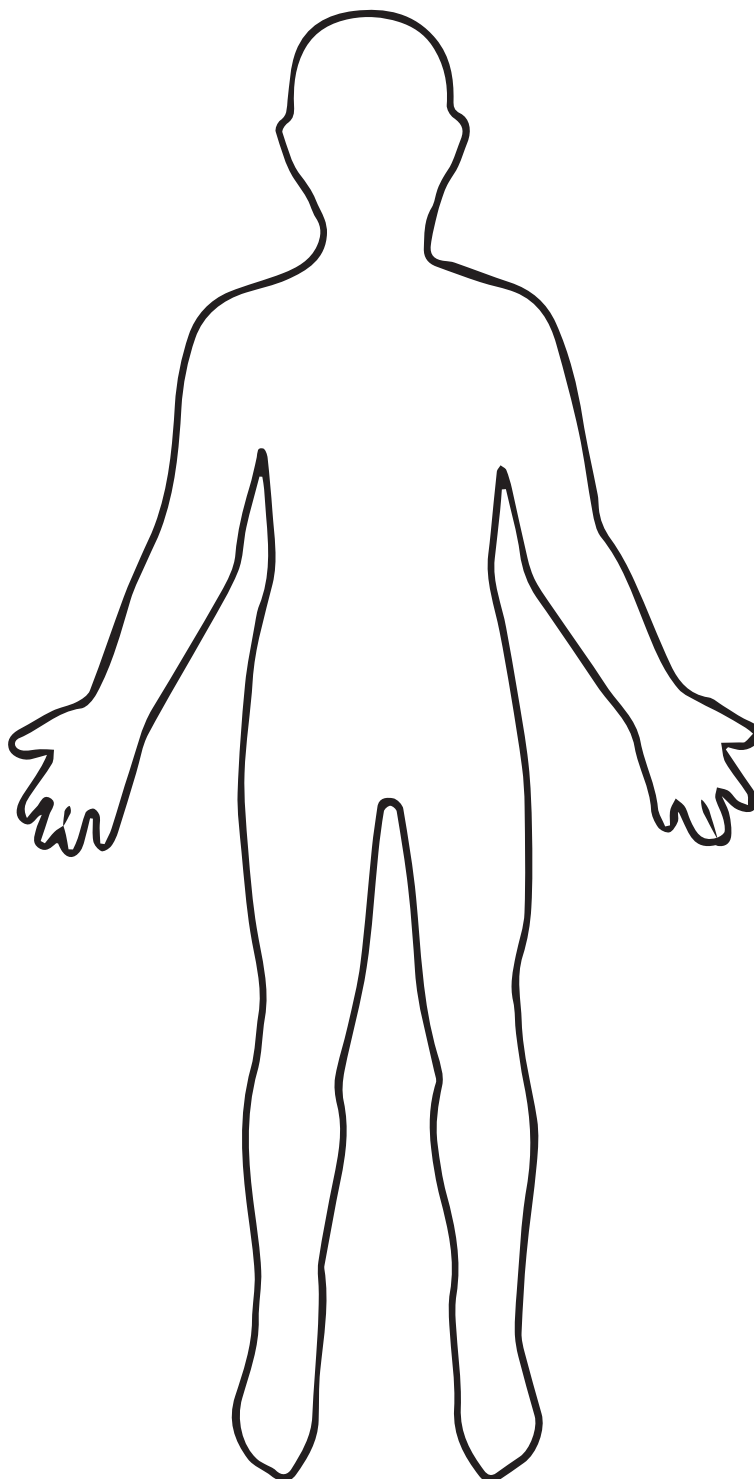
Allah is perfect; whatever He creates has no errors. Below are 2 pictures that are not perfect, can you spot the 10 differences between the 2 pictures; you may wish to colour them for extra fun.



KHAALIQ THE MOST AWESOME CREATOR

Label the body parts:


Heart	Brain	Ears	Liver	Stomach
Lungs	Oesophagus	Small Intestines	Colon	Mouth




HIDAYA - GUIDANCE

"Do they not reflect on the Qur'an? Nay, on the hearts there are locks." Sura Muhammed (34:28)


We can unlock the lock which is on our heart and be guided by which of the following keys?




Be proud of who you are




Be humble




To want guidance




Wait for God to help you




Be suspicious of everyone



Remember Allah



Envy others



Be sincere

HIDAYA - GUIDANCE

In life we all need to be guided in one form or another and we all use different things as our guide. Complete the table below:

A desert traveller going in search from one oasis to another.

.....
.....

The captain of a ship sailing from Southampton to Scotland.

.....
.....

A student wanting to travel on train from school to the science museum.

.....
.....

A pilot flying his plane from Heathrow to Jomo Kenyatta International Airport in Nairobi.

.....
.....

My next-door neighbour who wants to take a bus from Harrow on the Hill to Moor Park.

.....
.....





My self who wants to go on a spiritual journey towards Allah.

.....
.....



EARTH'S LIFE CYCLE

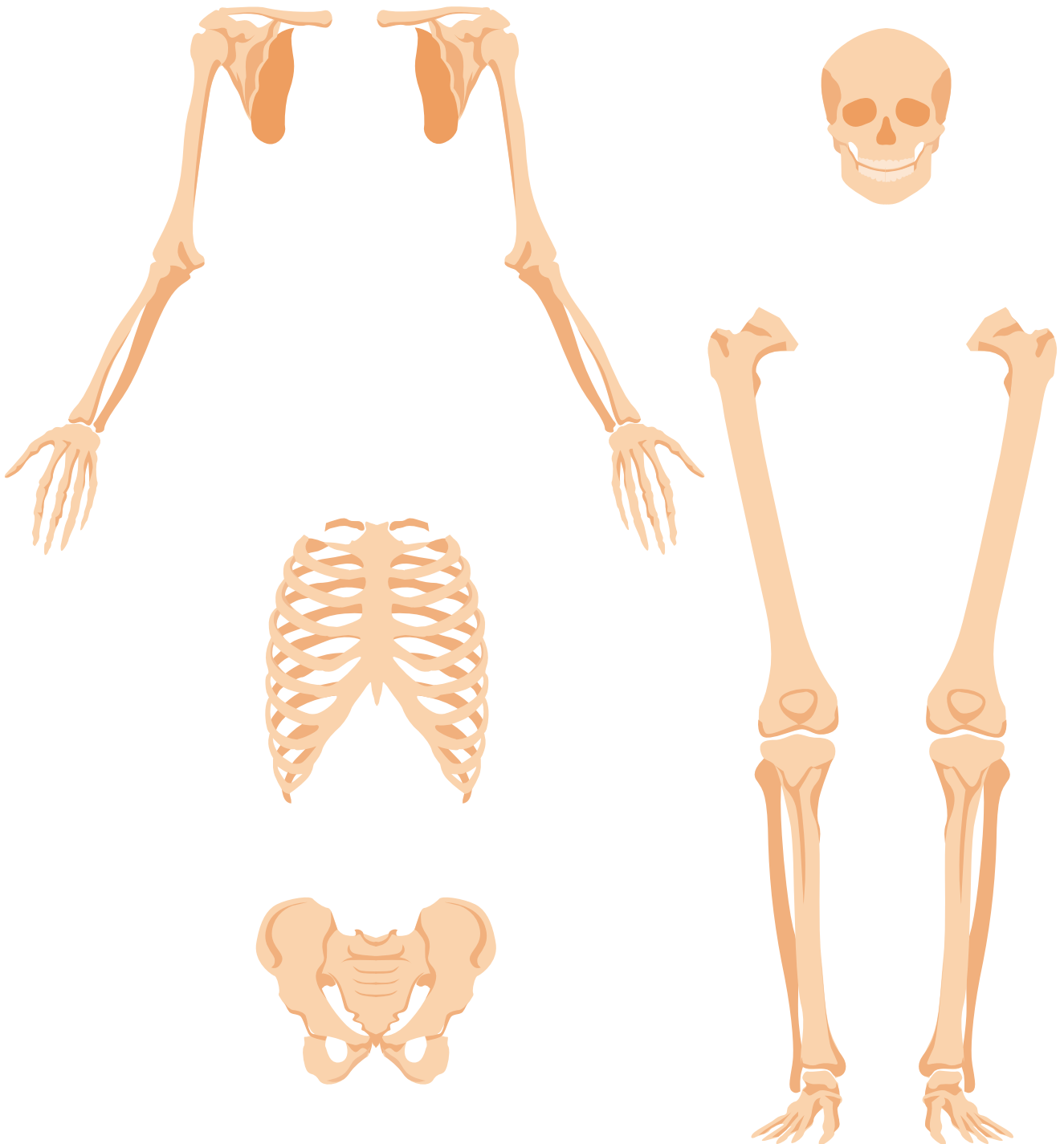
"And who brings forth herbage, then makes it dried up, dust coloured." (87:4/5)
Colour and put the following pictures in order as they appear in nature:



PROPHET UZAIR (PBUH)

"...Look at the bones, how We bring them together and clothe them with flesh." Suratul Baqara (2:259)

Cut the different parts of the skeleton below and stick them on a piece of card as they appear in our body.



ISLAM AND EIMAAN

Fill in the blanks below:

Islam is the religion of Allah; whoever accepts it is called a and
whoever acts according to that which Allah has commanded is called a

You are first a then a

The moment you and disobey

You move from the Eiman Zone into the

Zone and you will still be called a

The moment you realise your and you ask for

from Allah you will back to the zone.

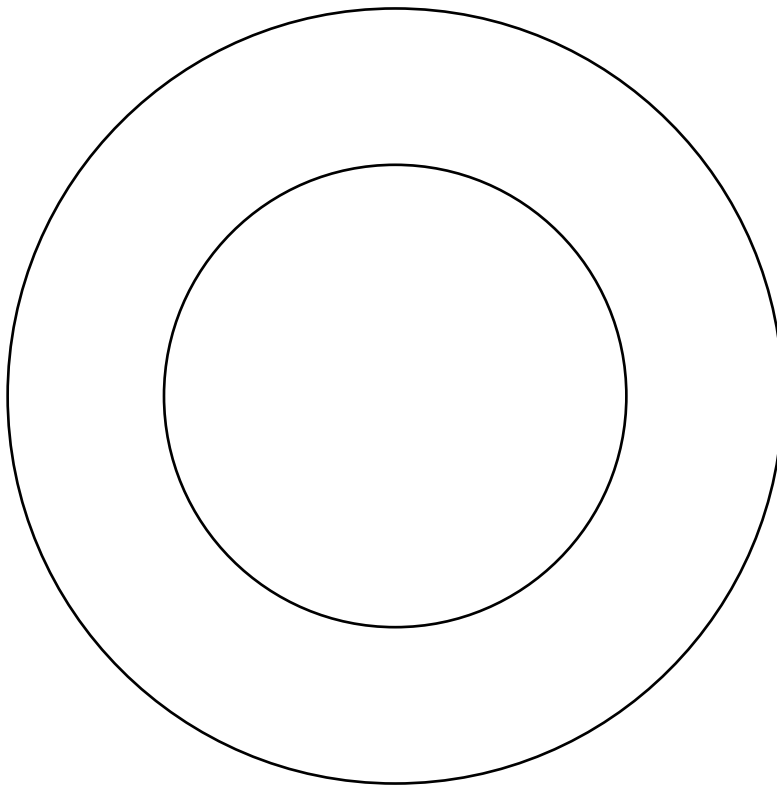


ISLAM AND EIMAN

As you have learnt in the lesson that a Momeen may not remain a Momeen forever and a Muslim may not remain a Muslim forever due to his actions.

Draw a large circle and call it ISLAM. Now draw another smaller circle within this large circle and call it EIMAN.

Here is an illustration:



Below are 4 people who have accepted Islam as their religion. They are Ahmed, Luqman, Hajra and Sarah.

1. Ahmed started doing his salaah and is now very regular with it, recently he has become proud of his salaah and tends to show off.
2. Luqman spends a lot of his money on music CDs AND likes listening to music, but he is trying very hard to stop listening to it.
3. Hajra thrives on gossip and is suspicious of everyone.
4. Sarah likes her Christian parents and still helps them round the house whenever she can.

Place the 4 Muslims in the circles that they were in first (in red colour) and which circle there are in now (green colour)




EIMAN MEANS:

Acknowledgement made by the tongue.



Promise/ covenant made in the heart.



Actions done by the body.



FORGETTING & REMEMBERING

Below are some incidents in our life; some of which we should forget and some of them we should remember. Colour the incidents that we should forget RED and the incidents that we should remember GREEN. Complete the remaining spaces with your own experiences.

A friend has hurt your feelings	Doing wudhoo before sleeping	Your family forgot your birthday
	Helped a friend who was in need	Doing my homework
Having a healthy and sound body and mind	My parents	My most embarrassing moments
A kindness done to me by a friend	Being very ill in hospital	Bullied the new boy in class
Gave my seat in the bus to an old lady		Opened the door for the teacher
My marhumeens	Dwelling on the people who have done wrong to me	My Imam Mahdi (pbuh)
Loose my temper with my younger brothers and sisters		Putting my empty Cola cans in the recycling bin



NAMES AND ATTRIBUTES OF ALLAH

Below are some of Allah's names with their meanings, mix and match the name with the meaning.

AL KHAALIQ	He postpones punishment
AL GHAFFAAR	The Healer
AL SAMEE'	The Wise
AL HAKEEM	The Sustainer
AL MUSAWWIR	The All Seeing
AS SHAAFI'	The Strong
AL 'ALEEM	The Creator
AL BASEER	The Coverer of faults
AR RAZZAAQ	The All Hearing
YA QAWIYY	The Fashioner/ The Designer
AL HALEEM	The All Knowing

Write your name here

What does your name mean?

Does your name match your character?



AWESOME NAMES OF ALLAH

“And Allah’s are the best names, therefore call on Him...”

Below are a few of Allah’s names. Can you match them with their meaning and when to use?

NAME	MEANING	BENEFIT / USED FOR
Al-Malik	The Forgiver	For fulfilment of wishes
Al-Hafeezh	The Strong	Will be treated with respect
Al-Ba’ith	The Merciful	Protection from calamity
Allah	The Truth	For knowledge & wisdom
Al-Ghaffar	The Resurrector	For forgiveness
Al-Hakim	The King	Safety from enemy
Al-Qawiy	The Preserver	Strength in eyesight
Ar-Rahman	Maker of Perfect Harmony	Developing good memory
Al-Waliy	The Concealer of Faults	Resolving disagreement
Al-Baseer	The Flawless	For protection
Al-Wadud	The Wise	Regaining good health
Ar-Raqeeb		Gain God consciousness
As-Salaam	The Friend	Finding a lost thing
Al-Ghafur	The All Seeing	Hard work becomes easy
Al-Haqq	The Loving	Relief from headache
Al-Baari	The Vigilant	Becoming a friend of Allah

Hint: Need help to complete go to qfatima website and click A99



LEARNING THE SUWER OF THE QUR'AN

Make one list of all the suwer you know and have memorised and another of the ones you aspire to memorise and know before next Ramadhan.



SUWER OF THE QUR'AN I HAVE MEMORISED AND KNOW


SUWER OF THE QUR'AN I WANT TO MEMORISE AND KNOW BEFORE NEXT RAMADHAN

ZHIKR - REMEMBERING ALLAH

"O you who believe! Remember Allah, remembering frequently. And glorify Him morning and evening. "

In the table below (you may change the time) fill in your typical day (DR W OR WRITE) and add in where and how you would remember and praise Allah.

5.45 am <div></div>	6.00 am <div></div>	7.00 am <div></div>	7.30 am <div></div>
8.00 am <div></div>	9.00 am -12.00pm <div></div>	12.00 - 1.00pm <div></div>	2.00 - 1.00 pm <div></div>
3.00 – 3.30 pm <div></div>	4.00 pm <div></div>	4.30 – 5.00 pm <div></div>	5.00 – 5.30 pm <div></div>
5.30 – 6.15 pm <div></div>	6.15 – 6.45 pm <div></div>	6.45 – 7.30 pm <div></div>	7.30 – 8.00 pm <div></div>
8.00 – 8.30 pm <div></div>	Going to bed <div></div>		



ZHIKR - REMEMBERING ALLAH

Say the following at dawn and in the evening:

Subhaanallahi Walhamdulillaahi Walaa Ilaa Ha Illallahu Wallahuakber.

What is another name for the above tasbeeh? You recite it times a day.

“If you recite this tasbeeh there will be 10 trees of every fruit for each tasbeeh in paradise”
The Holy Prophet (pbuh)

Draw and colour 10 trees below of your choice with 10 different fruits, some have been done for you.



THINKING OF YOU

Zhikr is the remembrance of Allah.

The Prophet (pbuh) has said; "Everything has a limit except Zhikr for which there is no limit."

MAKING A TASBEEH (DAY OF MANY COLOURS)

You will need:

- 30 Colour beads (red, blue, yellow, green, brown) or any of your choice.
- Each colour of bead represents a continent /country.
- 2 golden / silver stoppers
- Strong thread
- A tassel (optional)

1. Thread 10 beads (your choice of colours)
 2. Thread a stopper.
 3. Thread the next set of 10 beads
 4. Thread the stopper
 5. Thread the last set of 10 beads.
 6. Tie both ends of your thread. You can now attach your tassel.
- When using your tasbeeh send a prayer for the people of that country.
 - You can also do zikr by thanking Allah for the colourful and beautiful things He has blessed you with.



KHASHIYAA

Make a list of things we do solely for Allah.



A clipboard with a red clip at the top. The clipboard has a light orange border and a white center. Inside the white center, there are 11 horizontal blue lines for writing, each preceded by a blue dot.

FEAR AND HOPE

FEAR and HOPE are the 2 wings of a bird which allow us to reach our highest potential and to our lord.

HOW TO MAKE A PAPER BIRD

YOU WILL NEED:

- One sheet of 8-1/2" x 11" card
- Markers, glitter glue and sequins to decorate, scissors and pencil
- String or ribbon to hang the finished bird

INSTRUCTIONS

1. Make a large template of the bird.
2. Fold the card in half across the middle, then cut in two two 5-
3. Cut around the template, then place it on top of one of the pieces of card.
4. Trace around the template in pencil, and then cut out the bird's body from the card.
5. Cut a slit in the body to insert the wings.
6. Take the second piece of card paper and pleat it along the short edge.
7. Carefully insert the folded paper in the slit in the bird's body and fan out the pleats.
8. Label one wing HOPE and the other wing FEAR you can decorate the bird with sequins, colors, markers and glitter glue.
9. To make a hanger, punch a hole in the tip of each wing and thread through some string. This will help keep the bird upright when you hang it up.



DEATH

"Say: Death, from which you are fleeing, will certainly catch up with you..." Suratul Jumua:
Visit the graveyard and remember death. Time is running out.

Are you ready to meet your Lord?

Write down in the scroll below all the things that
you have not done and need doing before you
meet your Lord.



1. Ask forgiveness from the people I have hurt.

TAZKIYA

In the table below write down the benefits of the laws/ rules and why do we break these rules?

LAW/ RULES	BENEFITS OF RULES	WHY DO WE BREAK THEM
Not stopping at the traffic lights when it is RED.		
Do your home work on the day it is set.		
Do not talk about things that you do not know of about other people.		
Pack your school bag the night before you go to school.		
Read salaah on time.		
Remember Allah and make Him part of your life. Make a timetable for your self.		



MY DAY REVOLVES AROUND SALAA

A dictionary defines time as “the point or period at which things occur.” Put simply, time is when stuff happens.

Our life must revolve around Salaa, we must make it our pivot and slot our other activities around it. Whatever we do during the day has to either **before SALAA** or **after SALAA**.

4 Steps Plan for perfect Time Management.

STEP 1:

Find out the salaah times of the week.

DAY	FAJR	ZHUHR	ASR	MAGHRIB	ISHA
MONDAY					
TUESDAY					
WEDNESDAY					
THURSDAY					
FRIDAY					
SATURDAY					
SUNDAY					

STEP 2:

Make a list of everything that you have to do during the week.

DAY	
MONDAY	
TUESDAY	
WEDNESDAY	
THURSDAY	
FRIDAY	
SATURDAY	
SUNDAY	



STEP 3:

Priorities - from your list you need to get your priorities right. Decide whether each activity is urgent, important, both or neither. Slot them in the correct boxes below **KEEPING SALAA TIMES AS YOUR PIVOT**, remember before SALAA or after SALAA.

Urgent and Important
TO DO NOW

.....

.....

.....

.....


Not urgent but important
DO NEXT

.....

.....

.....

.....



Urgent but not Important
MANAGE

.....

.....

.....

.....

Not urgent or important
WAIT

.....

.....

.....

.....

STEP 4:

From the above prepare your To Do list for the week and tick off as you complete your tasks.

.....

.....

.....

.....

.....




.....

.....



PROPHETS AND SCRIPTURES

In the table below write down the benefits of the laws / rules and why we break these rules?

Prophet Sheeth (pbuh)	    
Prophet Adam (pbuh)	
Prophet Enoch (pbuh)	  
Prophet Ibraheem (pbuh)	  
Prophet Musa (pbuh)	
Prophet Isa (pbuh)	
Prophet Dawud (pbuh)	
Prophet Muhammad (pbuh)	

How many books were revealed in total?



PROPHETS MENTIONED IN THE QUR'AN

There are 28 Prophets mentioned in the Qur'an.
List their names below in chronological order



1		15	
2		16	
3		17	
4		18	
5		19	
6		20	
7		21	
8		22	
9		23	
10		24	
11		25	
12		26	
13		27	
14		28	



