


Qur'an City



Sura Al Jumua' Workbook

62 Musabbihat Crescent
666264

8-12
years



062

MISSION OF THE PROPHET TO ORCHESTRATE A PARADIGM SHIFT TO UNDERSTAND
DIVINITY'S CONCEPT OF SUCCESS
REGULAR WEEKLY MEETINGS - SALAA AL JUMUA'

5


SALATUL JUMUA
PROFOUND VALUE OF JUMUA -
RUSH TO THE REMEMBRANCE OF ALLAH



Ayaat 9-11

4

INEVITABILITY OF DEATH
SUMMARY OF LIFE WORKS



Ayaat 8

3

**ADDRESS TO THAT WHO DIDN'T
UPHOLD THE TAWRAAT (TORAH)**
STOPPED RELATIONSHIP WITH THE
BOOK THUS DENIED ACCOUNTABILITY



Ayaat 5-7

2

MISSION OF THE PROPHET
ANSWER TO THE DUA OF IBRAHEEM FOR
A GLOBAL MESSENGER 2:129
RECITES SIGNS OF CREATOR
PURIFIES THEM
TEACHES THEM THE BOOK AND WISDOM



Ayaat 2-4

1

ALL CREATION DECLARES HIS PERFECTION
UNIQUE BEGINNING WITH 4 ATTRIBUTES OF ALLAH
THE KING, THE SANCTIFIED, THE ULTIMATE AUTHORITY, THE WISE



Aya 1



AL JUMUA' - FRIDAY



SUGGESTED SCHEMES OF WORK-SURA AL JUMUA'

NO.	TOPIC	REFERENCE	LEARNING OBJECTIVES	SUGGESTED ACTIVITIES
1	INTRO TO QUR'AN	INTRO TO QU'RAN	<p>Introduce the Qur'an as the final testament that God revealed. The Prophet (pbuh) said the Qur'an was to be:</p> <ol style="list-style-type: none"> 1. Read 2. Memorised 3. Understood 4. Applied 5. Teach 	<p>The 5 Golden Steps for reading the Qur'an</p> <p>Discuss the difference between mere recitation and understanding. The Qur'an was sent as a guide for humankind. Have a Fishbowl discussion as to how we as Muslims have paid lip service to the book.</p>
2	INTRO TO QUR'AN CITY	INTRO TO QU'RAN CITY	<ul style="list-style-type: none"> • 19 suburbs around a city centre • 114 buildings • Difference between Makki & Madani Suwer • Sura Al Jumua' is a Madani Sura • Musabbihaat Crescent • Benefits of Sura Al Jumua' 	<ul style="list-style-type: none"> • Who am I? • Recite Sura Al Jumua'
3	INTRO TO SURA AL JUMUA'	INTRO TO SURA AL JUMUA'	<ul style="list-style-type: none"> • Discuss the building of Sura Al Jumua' • 5 Sections and 11 verses • Theme of the sura – Mission of the Prophet to orchestrate a paradigm shift to understand Divinity's concept of success. • The sura that is recited in Friday salaa. 	My Sura Al Jumua' Building
4	ALL CREATION DECLARES HIS PERFECTION	SECTION 1 Aya 1	<p>The sura is unique in that it begins with 4 attributes of Allah. Discuss these: Malik, Quddoos, Azeez, Hakim</p>	<p>Universe wordsearch</p> <p>Solar System</p> <p>Worksheets on the 4 attributes of Allah</p>



SUGGESTED SCHEMES OF WORK-SURA AL JUMUA'

NO.	TOPIC	REFERENCE	LEARNING OBJECTIVES	SUGGESTED ACTIVITIES
5	MISSION OF THE PROPHET (PBUH)	SECTION 2 Aya 2	Discuss the mission of the Prophet: <ul style="list-style-type: none"> • Answer to the dua of Ibraheem for a global messenger - 2:129 • Recites signs of Creator • Purifies them • Teaches them the book and wisdom 	Duties of a Prophet
6	MESSAGE OF THE QUR'AN	SECTION 2 Aya3	Emphasise that the message of the Qur'an is for all times.	Qur'an Worksheets
7	GUIDANCE	SECTION 2 Aya 4	Concept of guidance being a fadhl (grace) and shukr. Shukr done by utilising the guidance	Compute blessings
8	ADDRESS TO THOSE WHO DIDN'T UPHOLD THE TAWRAAT (TORAH)	SECTION 3 Ayaat 5 - 7	Discuss the address to those who classed themselves the special ones.	Utilising the Qur'an
9	INEVITABILITY OF DEATH	SECTION 4 Aya 8	Discuss the concept of death. It doesn't mean the end. Discuss how deeds performed in the world can be beneficial after death.	Birth/death worksheet Make a list of the sort of deeds that would be 'Baaqiyaatus Saalihaat'
10	SALAATUL JUMUA	SECTION 5 Ayaat 9 - 11	Discuss the importance of Salaatul Jumua. Method of recitation Importance of Zhikr and rushing to the remembrance of Allah.	Friday Salaa Day of Jumua' Salawaat Thawaab



5 STEPS FOR READING THE QUR'AN

The Holy Prophet (pbuh) said the Qur'an was to be:

- Read
- Memorise
- Understand
- Apply
- Teach

ACTIVITY:

Write the 5 steps on the labels below.
Cut the labels and stick them on the palm below.



THE HOLY QUR'AN

Check out your knowledge on the Qur'an with this simple quiz.


1. How many ayaat are there in the Qur'an?
2. There are 114 in the Qur'an.
3. The word aya can mean
4. There are ayaat in Sura Al Jumua'.
5. Sura is recommended to be recited on Thursday Night and on Friday.
6. The shortest sura in the Qur'an is made up of ayaat.
7. The longest sura is of ayaat.
8. The only sura that doesn't start with Bismillah is
....., , ,
9. The plural of sura is
10. The Qur'an was revealed in which 2 places? a. Makka b. Syria c. Kufa d. Madina e. Karbala
11. The Qur'an has been divided into 30 equal parts called So that the Qur'an can be completed over a month (30 days).



THE HOLY QUR'AN - RUKU

Below is a picture of a RUKU. Look it up in the Qur'an, you will find it on almost any page on the margin. Explain what the labelled Arabic Numbers mean and also complete this sentence:

A Ruku is



TERMINOLOGY

Match the columns.

1 Sura

Huruf

Aya

Ambiya

1 Juz

114 Suwer

Harf

Manazil

Nabi

Aimma

I Manzil

30 Ajzaa

Imam

Ayaat



WHO AM I?

My name is FRIDAY
I am named after a day of the week.
I contain 4 attributes of Allah in the first aya.
I live in the Musabbihaat Crescent.
I have a green roof and 5 sections in my building.
I share the Musabbihaat Crescent with 6 neighbours.
I provide safety from Shaytan and all danger.
One of my verses talks about a donkey carrying books.
I am recited in the salaa on Friday.
My theme is centred around the mission of the Prophet (pbuh).

Who am I? My House Number is:

Write 3 of my neighbours and their house numbers:

.....

Why do you think my 6 neighbours and myself live in the Musabbihaat Crescent?

.....

What are the 4 point of the mission of the Prophet (pbuh)?

.....

Write down 2 benefits of reciting me.

.....

.....

Draw and decorate my building.



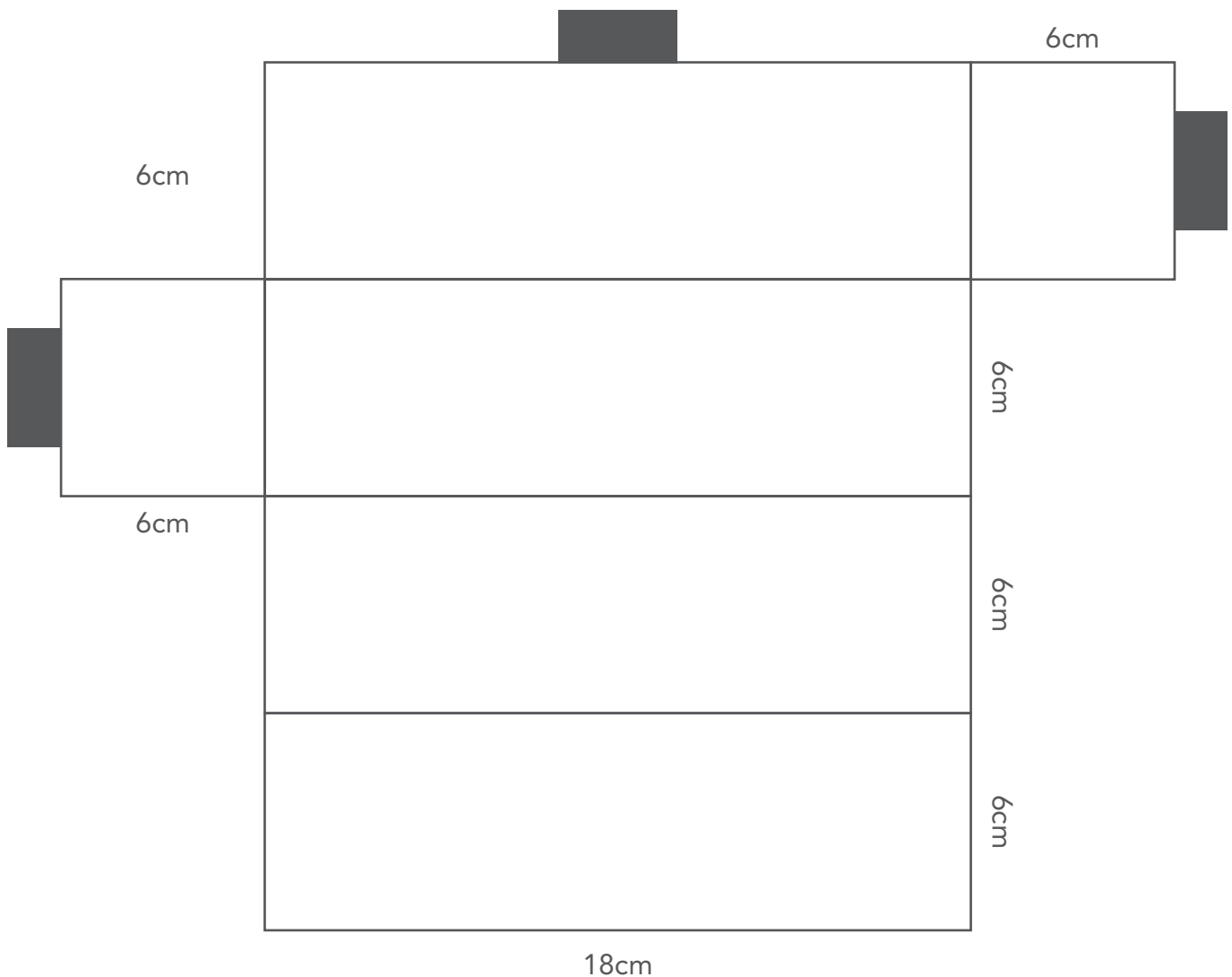
MY SURA AL JUMUA' BUILDING

YOU WILL NEED

- A4 white card
- Pair of scissors
- Pencil and ruler
- Colour pencils / felt tips/ paint

Draw the cuboid template below on your A4 card. Mark the 5 sections and label them. Draw the pictures in each section and colour.

Cut the net. Stick the tabs and your Sura Al Jumua' building is ready.



UNIVERSE WORDSEARCH

E S C T J Y L X K O S C N
 J N Z X F S Z D J F Y R B
 W C U E Q G R J K D U U V
 E U T T U L Z E S T N R L
 B W K W P I Z W A P I S L
 B V F J W E G S K Q R E F
 Y A L F W L N T V U W H Y
 W N R S E K S Q G V D T M
 R Y N J Y Y U H T Z Q E X
 D Z V K X J N N A E R G H
 X P V S B B O Y B C M A E
 B R G I Y O Y G U H I O H
 C N A A M O J R H O S Y C
 S L V S L O Y V A J P M W
 H T F T F A J M O L Z G V
 F A A E R O P P N K I T D

Universe

Orbit

Galaxy

Asteroid

Astronomer

Moon

Planetarium

Astronaut

Venus

Eclipse

Comet

Satellite

Earth

Constellation

Meteor

Telescope




SOLAR SYSTEM MOBILE

YOU WILL NEED:

- A4 white card
- Scissors
- Colours/ felt tips or paints
- Thread
- Clothes hanger

1. Colour, cut and stick the planets on A4 Card.
2. Cut out the planets on the card.
3. Make a tiny hole in each planet.
4. Cut threads of different lengths.
5. Tie a thread on each planet and tie it to the hanger.
6. Enjoy your own Solar System mobile.



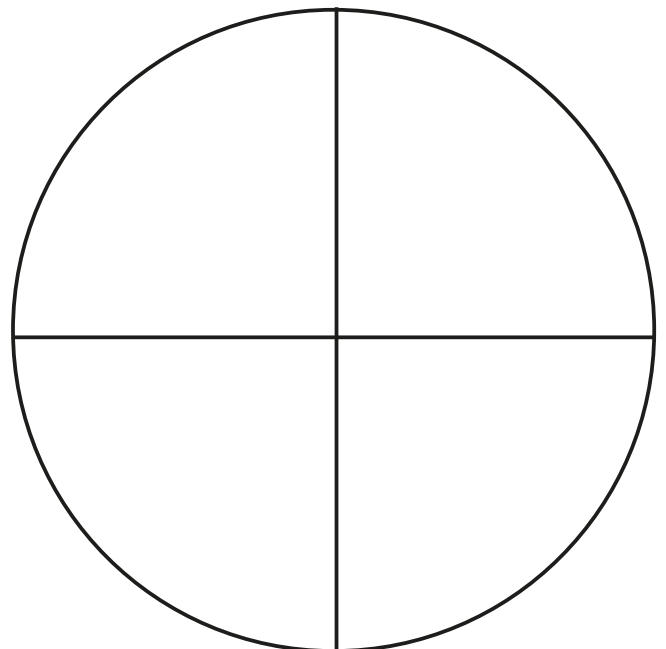
FOUR SEASONS CALENDAR

YOU WILL NEED

- Card
- Scissors
- Cotton wool
- Glue
- Dry leaves
- Colours

Cut a circle from card the same size as the one below also cut 1 hand of a clock from card.. Draw and colour summer, winter, autumn & spring. You may stick cotton wool in the winter scene and dry leaves in the autumn scene. Now cut the circle below and stick it on to the card circle. Stick the names of the seasons and the months in the appropriate section of the circle. Put a slit pin through the hand of the clock and on to your card circle at the centre.

Summer	May
Winter	June
Autumn	July
Spring	August
January	September
February	October
March	September
April	October



AL MALIK



In the table below we have 5 professionals with the tools/equipment they use. They own them and have control over them.

Colour all items being used by the teacher RED, by the dentist BLUE, by the farmer GREEN, by the chef YELLOW and by the artist PURPLE.

Teacher	Dentist	Farmer	Chef	Artist
Canvas	Syringe	Probes	Posters	Masonite
Shovel	Folders	Juicer	Brushes	Knives
Mandolin	Moulds	Fertilisers	Excavator	X-Ray
Year Planner	Tractor	Paints	Wheelbarrow	Easel
Mirror	Board Marker	Sieve	Drill	Lesson Plans
Palette	Seeds	Spade	Chalk	White Spirit
Peeler	Spatula	Smart Board	Masher	Harvester


Who do you think is the owner of everybody, everything, every soul and the entire Universe?



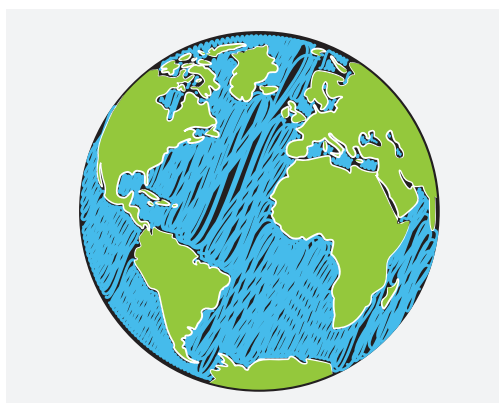
In your opinion what are / is



A Perfect Friend



A Perfect Fruit








A Perfect World

Allah is pure and perfect (Al Quddoos) because He is ...

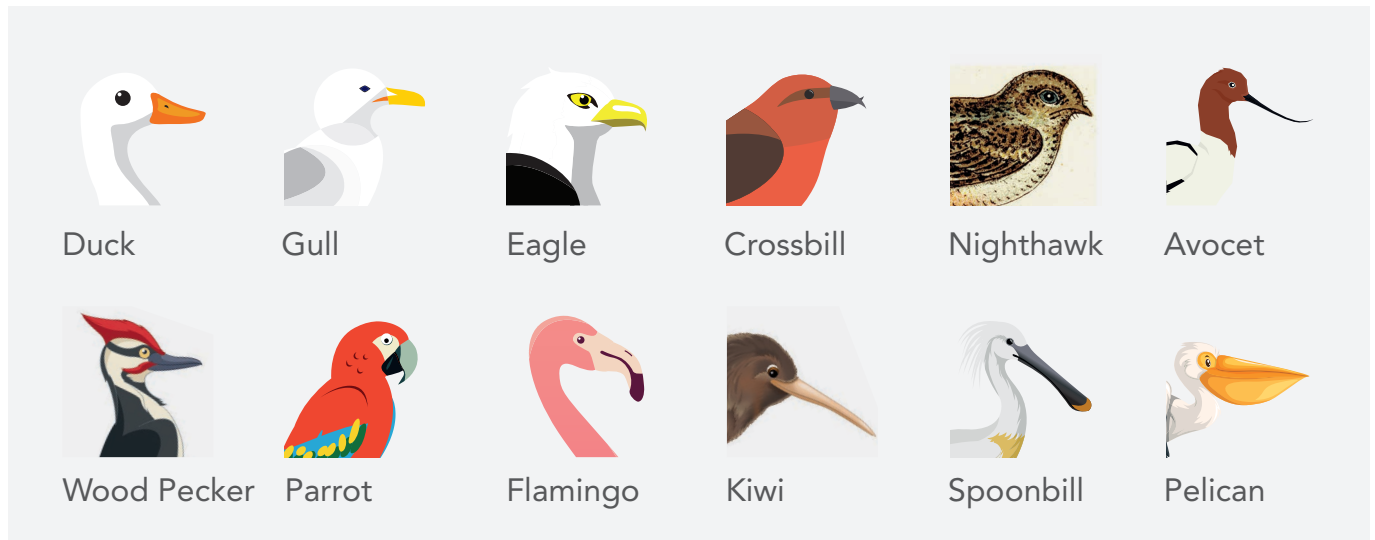
AL AZEEZ

" IZZ " means might , power , strength and victory. In order to be victorious we have to undergo a process in order to over come our weaknesses and be successful.
Try and complete the table below, some have been done for you.

	WEAKNESS	PROCESS TO UNDERGO	VICTORIOUS
 <p>Typical student</p>	Is distracted whilst studying		 <p>A graduate</p>
 <p>Sports player</p>	Eats a lot of unhealthy food		Winner
<p>A Muslim</p> <ul style="list-style-type: none"> - who does not pray on time - is sometimes naughty - bullies others - tells lies - upsets their parents 		<p>- Try to set an alarm for salaa</p> 	 <p>To have the love for salaa and pray with a clean heart</p>

AL HAKEEM

Look at the picture below. There are 12 birds in it and all birds have a pair of wings, feathers, eyes etc... but there is one particular feature that is very different in all species of birds. What feature is that?



An interesting experiment for you to do below:

YOU WILL NEED:

- Chopsticks (probing beak)
- Lollipop stick (shovel beak)
- Clothes peg (grasping beak)
- Spoon (scooping)
- Small cup
- Pie tin or a baking tray or any tray
- Pasta, Spaghetti cut into small bits
- Beans, peas
- Lentils, rice, seeds
- Plastic fish, worms
- Pencil

The small cup represents the stomach of the bird whilst the spoons, pegs represent the different types of beaks. The food items represent worms, insects – bird food.

You will now pretend to be a bird and pick the food with your beak.



DUTIES OF A PROPHET

In the boxes below write down how the Holy Prophet (pbuh) carried out his duties.

Taught Islam

**Taught us
wisdom**

**Taught us
the Qur'an**

Purified us



THE BLESSINGS OF ALLAH

"AND IF YOU COUNT THE BLESSINGS OF ALLAH, YOU WILL NOT BE ABLE TO COMPUTE THEM....."

Circle the things for which you will say Alhamdulillah. Draw and/or write more things for which you will do shukr..



Teaching



Parents



Reciting Qur'an



Fighting



Backbiting



Body parts,
e.g. Eyes...

UTILISING THE QUR'AN

The Qur'an is a complete code of life, but how much of it do we utilise.

Complete the table below:


Guidance from Qur'an	Reference	Do I follow?
Do not backbite.	49:12	
Do not waste time.	93:1,2	
Be kind to your parents.	17:23	
Be mindful of your salaa.	107:5	
Do not say mean things to others.	2:104	
Give the best to those whom you gift something.	2:267	
Do not follow Shaytan. He is your open enemy.	36:60	
Qur'an is a healer and a guide.	10:57	
Importance of Friday salaa.	62:9	

If we do not act according to the Qur'an we are not the same as the donkey who bears the burden but does not act on it????




THE TWO CREATIONS OF EXISTENCE

BIRTH



DEATH



COMPLETE THE ACTIVITY BELOW:

How do we prepare for the birth of a baby?

Paint the spare room

How do we prepare for death?

Buy and keep a kafan

Death is not something to be afraid of, if you have performed your duties well and you love your Lord than of course you will not fear death but rather long for it.

BAAQIYAATUS SAALIHAAT

Death is not the end of everything. Allah is HAYY (Alive) and we can also be ever living if we perform deeds in this world by which people will always remember us.

Below are some examples of good deeds by which you can be remembered. Draw or write about those deeds with which may remember you.



Help your fellow mu'mineen



Be kind to orphans



Visit the sick

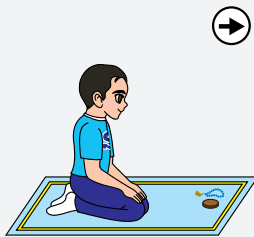


Teach others what you know

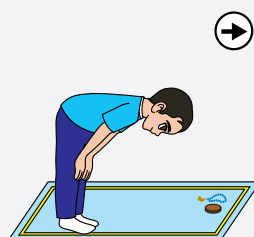
METHOD OF PRAYING SALAATUL JUMUA'

Zahid would like to pray salaatul Jumau'.

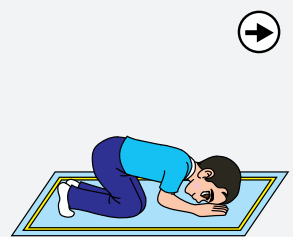
Help him by numbering the actions below in the right order.



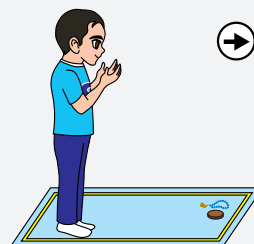
Tashahhud



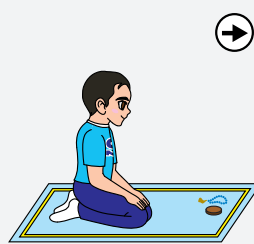
2nd ruku



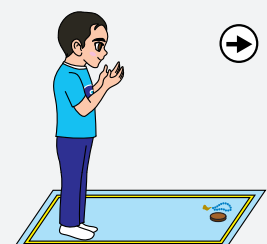
1st set of sujood



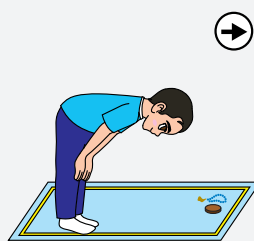
1st qunoot



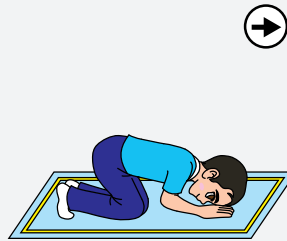
Salaam



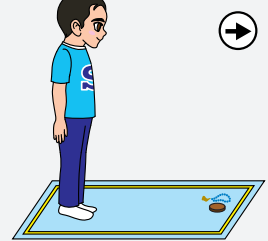
2nd qunoot



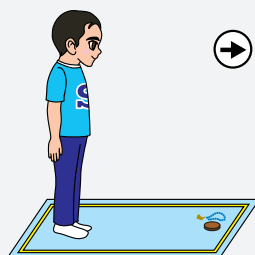
1st ruku



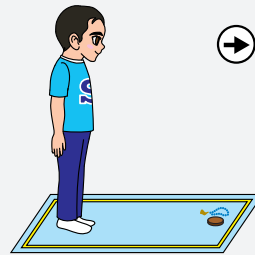
2nd set of sujood



Niyya



1st qir'at



2nd qir'at

FRIDAY - YAWMUL JUMUA'

Circle the things recommended to do on Jumua'.



Learn about religion



TV or play computer games



Wear neat clean clothes



Play games



Have a long relaxing bath



Give sadaqa



Do ghusl of Jumua'



Relax



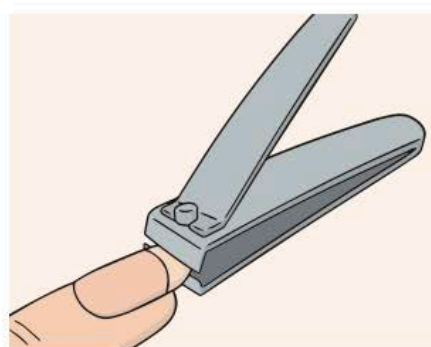
Recite salawat



Go shopping



Visit graves of mu'mineen



Cut nails

THAWAAB

"The thawaab of deeds on Friday is twice as much. So avoid sins and do more good deeds to get more thawaab." Prophet Muhammad (pbuh)



You get the thawaab of 2 smiles



Give £1 sadaqa

You get the thawaab of £.....
sadaqa



Recite 1 sura of Qur'an

Get the thawaab of reciting
suwer



Help mum clean one
room

Get the thawaab of cleaning
rooms



