

Q Read 1 Workbook

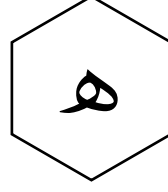
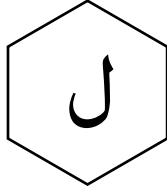
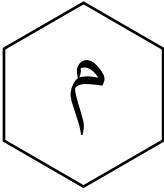
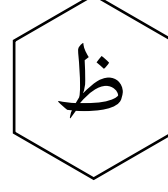
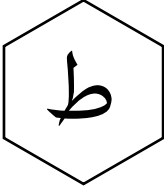
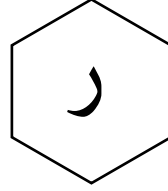
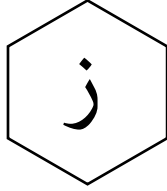
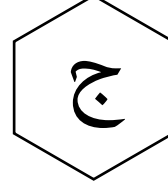
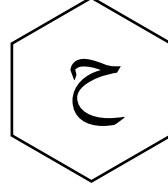
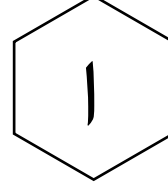
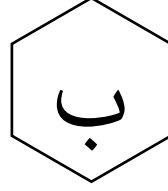


4-7 years



Letters

Colour the letters with one dot (•) in blue, two dots (••) in red and three dots (•••) in green.



The Alphabet

Put nukta (dots) wherever necessary



THA



TA




BA



ALIF




DAL




KHA




HA




JIM



ALIF



ZA



RA



DHAL



JIM




THA



TA



BA



DHAL



DAL



KHA




HA




THA



KHA



ZA



RA



The Alphabet


Put nukta (dots) wherever necessary

ص	ص	س	س
DHAD	'SAD	SHIN	SIN
ع	ع	ط	ط
GHAIN	'AIN	ZA'	TA'
ص	س	س	ف
'SAD	SHIN	SIN	FA
ع	ط	ط	ص
'AIN	ZA'	TA'	DHAD
س	ح	ف	ع
SHIN	JIM	FA	GHAIN
ط	ب	ع	د
TA'	BA	GHAIN	RA



The Alphabet

Colour the apples green for ب red for ت yellow for ث



The Alphabet

Draw a line between the letters which are the same

ا

ج

ش

ت

ف

ع

ذ

ز

س

ت

ع

ف

ز

ج

ش

س

ذ

ا



The Alphabet

Draw a line between the letters which are the same

ت

ح

س

ظ

ق

ي

ط

ع

ز

ق

ظ

ز

ي

ح

س

ح

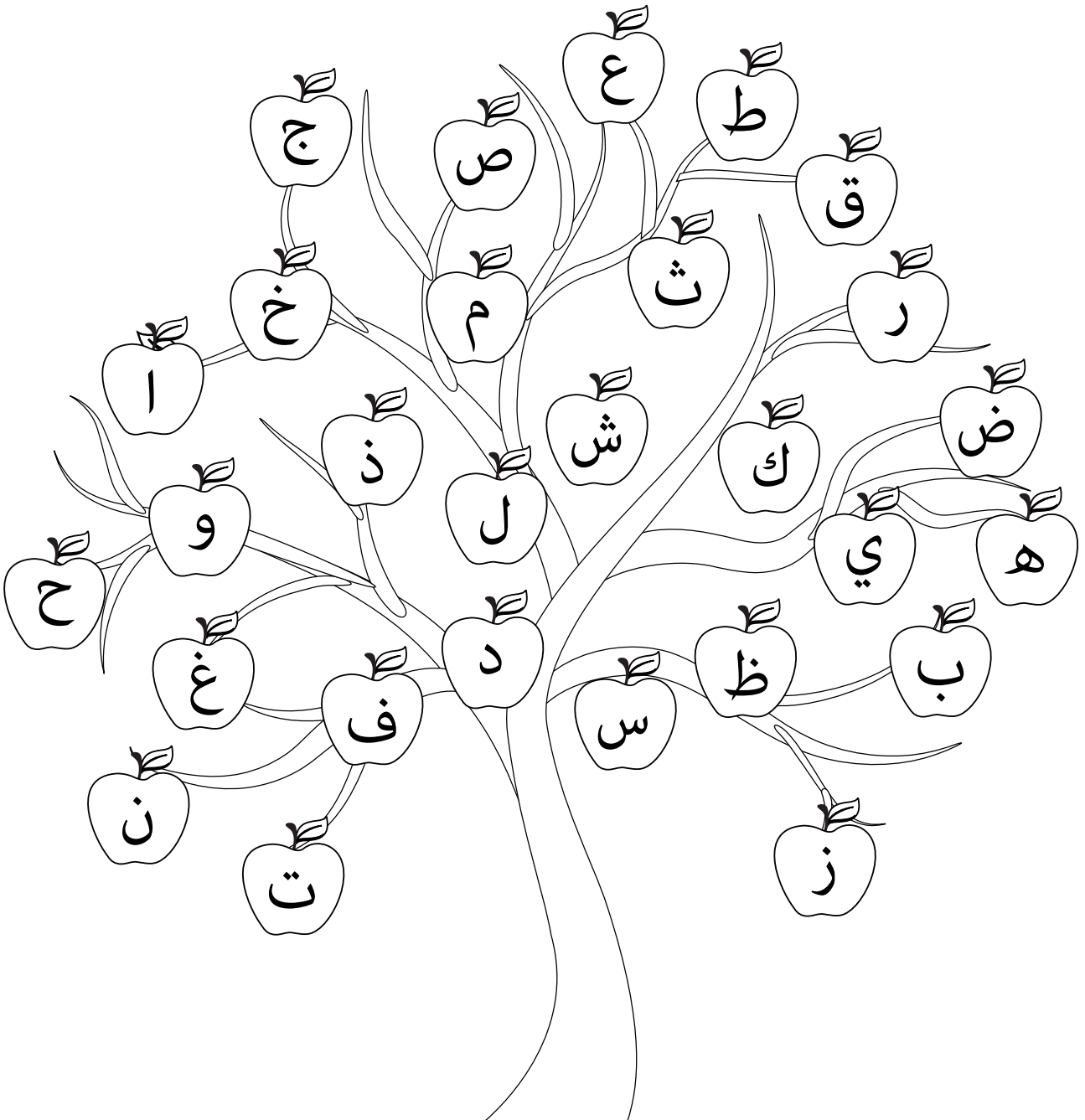
ط

ت




The Alphabet

Colour the letters by order from | to ي




Colouring sheet

Colour the numbered areas using a different colour for each number.
What letter is formed by the area marked 1?




Colouring sheet

Colour the picture using red for Alif, yellow for Laam and green for Miim.




Join the dots

Join the arabic alphabet








Join the dots

Join the dots worksheet






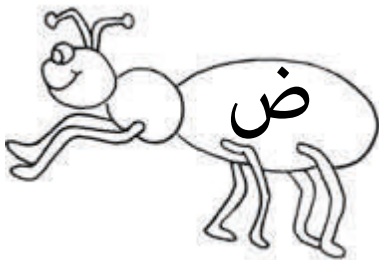




The Alphabet

Colour the train carriage red for ك orange for ل yellow for ن



The Alphabet

Colour the animals with the same letters



The Alphabet

Link the arabic letter to its english equivalent

Ta

Ha

Sa

Zha

Qa

Ya

Ma

Fa

Za

ق

ظ

ز

ي

ف

س

م

هـ

ج



The Alphabet

Link the arabic letter to its english equivalent

Khi

Ji

Shi

Thi

Qi

Ghi

Ni

Ri

Li

ث

ج

ق

ر

ن

ش

ك

ل

ح



The Alphabet

Link the arabic letter to its english equivalent

Zu

Ju

Su

Khu

Bu

Dhu

Du

Yu

Fu

ز

ج

س

ك

ب

د

ذ

ي

ف



The Alphabet

Link the arabic letter to its english equivalent

Ma li ki

فَ هِ رَ

Sa hu la

سَ هِ اَ

Bi ya di ka

بِ يَ دِ كِ

Fa ja ra

فَ جَ رَ

Qa ru ba

قَ رُ بَ

Ā li ma

اَ لِ مَ

Khu li qa

كُ لِ قَ

Mu lu ki

مُ لُ كِ

Gha shi ya

غَ شِ يَ



The Alphabet

Find the missing letters

تَب

=

ب

+

ت

يَل

=

ل

+

جَس

=

+

ج

صَو

=

و

+

كِر

=

ر

+

طِج

=

+

ط

غِث

=

ث

+

قَد

=

+

ق



The Alphabet

Link the arabic letter to its english equivalent

فص

لم

ضه

سا

نخ

بن

هم

كل

مي

ب ن

س ا

ف ص

ك ل

م ن

م ي

ن خ

م ه

ه ض



The Alphabet

Match the letters

ي

ص

ن

ت

ث

ج

ك

ل

ف

ت

ك

ي

هـ

د

ق

ب

ن

ث



The Alphabet

Underline the middle letter and re-write the full letter in the box on the right

عمل

م

سهل

مقن

صفر

ضغر

جشن

مثل

عكل

طسخ



The Alphabet

Match the letters

ب

س

هـ

م

ض

س

ك

غ

ف

ك

ق

ر

م

خ

ل

ف

هـ

ط



The Alphabet

Link the start, middle and end of the same letters by drawing a line between them. An example has been done for you.

ب	ظ	ر
ل	ط	ك
هـ	ر	ب
هـ	س	ق
ظ	خ	ف
س	ر	هـ
ك	هـ	د
غ	ظ	م
ف	ك	هـ



The Alphabet

Join the separate letters. First one has been done for you.

لا

ل ا

ح ج

ظ ث ب

ز م ن

و ل

ل ل و

ع ح و

ه ق ب

ض ن



The Alphabet

Join the separate letters.

فن	ره	بم	نو	جل

قو	خط	جص	شخ	صس

لا	كل	هه	قد	ضر

با	حج	كي	كط	لب

تص	يم	شل	ظح	بع



The Alphabet

Match the letters

بِ

عَضُّ

لَمْ

لِحْمٌ

قُمْ

ضِفٌ

عَضُّ

هَمْ

سِرٌّ

بِ

كُرٌّ

عُدُّ

ضِفٌ

لَمْ

هَمْ

سِرٌّ

حُدُّ

قُمْ



The Alphabet

Separate these words into single letters.

ضِفُّ	

حُبُّ	

هِمُّ	

كَرُّ	

أَنْ	

يُنُّ	

عُرُّ	

قُلُّ	

سَجُّ	

مُخُّ	

بِتُّ	

كُلُّ	

سِرُّ	

لَمُّ	

مِنْ	

بِيُّ	

حَجُّ	

فِشُّ	

فَهْلُّ	

زُمَّ	

تِصُّ	

صُدُّ	

مَسُّ	

هَبُّ	

لَهُمُّ	



The Alphabet

Match the correct letters. An example has been given.

Column 1: بِحُ, لَمْ, هِمُّ, مِشُّ, ضِعُّ, سُنُّ, شَقُّ, عَوُّ, قَدُّ

Column 2: عُ, مٌ, حُ, وُ, نُّ, مُ, شُّ, دُّ, قُ

Column 3: لَ, سُ, بَا, ظِي, قَا, هَا, رَدَا, شَا, هَا



The Alphabet

Match the letters

نَعْبُدُ

ظَلَمْتُمْ

عَلَيْهِمْ

نَشْرَحُ

تَعَلَّمُ

أَحْسَنُ

مَعَكُمْ

أُرْكَضُ

قُلْتُمْ

تَ عَلَمٌ

مَ عَاظٌ

أَحْسِنُ

نَ عَابِدٌ

عَلَّيْمِي

قُلْتُمْ

ظَلَمْتُمْ

نَ شَرَحٌ

أُرْكَضُ



The Alphabet

In the empty boxes put the correct letter/s. An example has been given

ك	=	ا	+	م
ل	=		+	ن
ق	=	ا	+	
	=	ا	+	س
و	=		+	ع
ه	=	ا	+	
ف	=		+	ض
	=	ا	+	ي
ث	=		+	ش



The Alphabet

In the empty boxes put the correct letter/s. An example has been given

نُو	=	و	+	ن
شُو	=		+	ش
عُو	=	و	+	
	=	و	+	ب
جُو	=		+	ج
طُو	=		+	ط
	=	و	+	ز
فُو	=		+	ف
	=	و	+	ن



The Alphabet

Link the Arabic letter in order to make the sound long. An example has been done for you.

بَا وُ بَ

مُو يُّ لَهْ

يَا وُ يَّ

نِيَّ ا ان

صُو يُّ هُ

هُو ا هَ

غَا وُ رَعَا

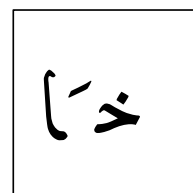


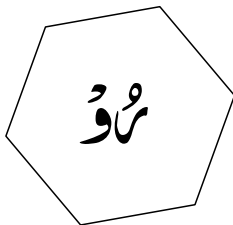

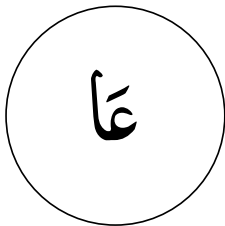




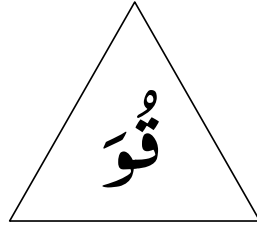

سِيَّ وُ رِيَّ

مُو ا مَ



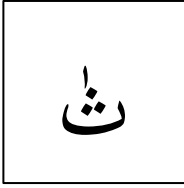
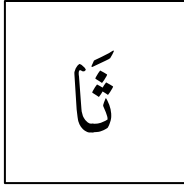






The Alphabet

Colour the shapes which have got the long vowel



The Alphabet

Make the short sound vowel letters into two ways of long sound vowels. An example has been given.

SHORT WAY OF WRITING THE LONG SOUND	LONG SOUND	SHORT SOUND
		ت + ا
		ج + ا
		ض + ا
		ع + ا



The Alphabet

Make the short sound vowel letters into two ways of long sound vowels. An example has been given.

SHORT WAY OF WRITING THE LONG SOUND	LONG SOUND	SHORT SOUND
<div style="border: 1px solid black; width: 60px; height: 60px; margin: 0 auto; display: flex; align-items: center; justify-content: center;"> ح </div>	<div style="border: 1px solid black; width: 60px; height: 60px; margin: 0 auto; display: flex; align-items: center; justify-content: center;"> حِي </div>	ح + ي
<div style="border: 1px solid black; width: 60px; height: 60px; margin: 0 auto;"></div>	<div style="border: 1px solid black; width: 60px; height: 60px; margin: 0 auto;"></div>	م + ي
<div style="border: 1px solid black; width: 60px; height: 60px; margin: 0 auto;"></div>	<div style="border: 1px solid black; width: 60px; height: 60px; margin: 0 auto;"></div>	ف + ي
<div style="border: 1px solid black; width: 60px; height: 60px; margin: 0 auto;"></div>	<div style="border: 1px solid black; width: 60px; height: 60px; margin: 0 auto;"></div>	ط + ي



The Alphabet

Make the short sound vowel letters into two ways of long sound vowels. An example has been given.

SHORT WAY OF WRITING THE LONG SOUND	LONG SOUND	SHORT SOUND
<input type="text" value="ق"/>	<input type="text" value="قُو"/>	قُ + وُ
<input type="text"/>	<input type="text"/>	عُ + وُ
<input type="text"/>	<input type="text"/>	نُ + وُ
<input type="text"/>	<input type="text"/>	صُ + وُ



The Alphabet

Join the letters on the right to make a word with the hiccup sound

مِقْوٌ

=

قُ + وٌ

=

بُ + أُ

=

تِ + عٌ

=

سُ + أُ



The Alphabet

Join the letters on the right to make a word with the hiccup sound

يَوْمِنُ

تَأْخُذُ

يَأْتِكُمْ

يُؤْمِنُ

تَأْخُذُ

شَيْءٌ

شَيْءٌ

يَأْتِكُمْ



The Alphabet

Match the letters to show a short way of writing tanween

بَا

رَا

قَا

سَا

كَا

ضَا

حَا

لَا

عُنْ

كُنْ

ضُنْ

بُنْ

حُنْ

لُنْ

سُنْ

قُنْ



The Alphabet

Match the letters to show a short way of writing tanween

تًا

رًا

يًا

مًا

ثًا

طًا

وًا

فًا

جًا

عُنْ

طُنْ

صُنْ

فُنْ

تُنْ

جُنْ

زُنْ

شُنْ

يُنْ



The Alphabet

جُبُّ	جِبُّ	جَبُّ	ج
-------	-------	-------	---

كِبُّ	كَنَّ	كُنُّ	ك
-------	-------	-------	---

فَبُّ	فِبُّ	فَبُّ	ف
-------	-------	-------	---

بِبُّ	بِبُّ	بِبُّ	ب
-------	-------	-------	---

ذِبُّ	ذِبُّ	ذِبُّ	ذ
-------	-------	-------	---

ثِبُّ	ثِبُّ	ثِبُّ	ث
-------	-------	-------	---

ضِبُّ	ضِبُّ	ضِبُّ	ض
-------	-------	-------	---

طِبُّ	طِبُّ	طِبُّ	ط
-------	-------	-------	---

وِبُّ	وِبُّ	وِبُّ	و
-------	-------	-------	---



The Alphabet

Tick the right stretch of vowel.

	SHORT VOWEL	LONG VOWEL	VERY LONG	V V LONG
نَا				
سَاءَ				
دُوْ				
عَلِيْ				
مَاءَ				
أَبُوهُ				
نِسَاءُ				
حِيَّ				
سَوَاءٌ				



The Alphabet

Underline the letter which has to be stretched

خَلِدُونَ

أَجِيهِ

قُلُوبُ

فِرْعَوْنَ

إِلَيْهِمْ

شَهِيدٌ

صَالِحُونَ

رَازِقِينَ

كِتَابٌ

أَدَمَ

مَالِكِ

كَثِيرًا

مُسْتَقِيمٍ

يَوْمَئِذٍ

أَسَاطِيرُ

هَذَا

الرَّحْمَنِ




إِسْمَاعِيلَ



The Alphabet

Put the appropriate letters according to their stretches in the train of boxes

حِيَّ وَآ بَآ نِي لُو نَا جَا مَا دَوَّو لَآ فِي هَا



The Alphabet

Circle the right number of stretches in the letters given below. An example has been given.

خ

ي
2 4 6

+

خ

مَا

ا
2 4 6

+

م

شَوْ

و
2 4 6

+

ش

ظ

ا
2 4 6

+

ظ

صَا

ا
2 4 6

+

ص

تِي

ي
2 4 6

+

ت

لَا

ا
2 4 6

+

ل



The Alphabet

Put the correct Maddah on each Arabic word to show the length, ~ or ~

Very Long

ضُوْ

V V Long

شَا

Very Long

رُوْ

Very Long

نِيْ

V V Long

جَاءَ

Very Long

هُوْ

Very Long

حِيْ

V V Long

نِسَاءَ



The Alphabet

Put the correct Maddah on each Arabic word to show the length, ~ or ~

Wal

Zul

Bil

Daa

Halla

Hudan

Fun

Aghnaa

ذِي

هُدَى

وَالْ

أَغْنَى

زُوالْ

فَانْ

هَالَّ

بِالْ



The Alphabet

Under each word below, write the short way of the word using the shadda sign

وَلَّ لَ

أَنَّ نَ

ضُ مَ مَ

ضُمَّ

حَجُّجُ

حُبُّبُ

أُمَّمُ

حَقُّقُ

هِنَّ

مِنُّنُ



The Alphabet

Link the Arabic word with its sound

Inna

Khissu

Hazzi

Thumma

Maddu

Kullu

Lamma

Illa

مِفْلٌ

تَمَّ

إِنَّ

إِلَّ

خِيسٌ

تَمَّ

لَمَّا

حِطٌّ



The Alphabet

Put the missing shadda sign

سَبِّحُ

Sabbih

رَبَّنَا

Rabbana

إِنَّ اللَّهَ

Innallaha

يُبَيِّنُ

Yubayyinu

جَهَنَّمَ

Jahannamu

وَدَعَاكَ

Wadda'aka

قُوْرَاتُ

Quwwirat

تُرَدُّونَ

Turadduna

أَيُّهَا

Ayyuha



The Alphabet

Put the missing shadda sign

إِنَّم

لَعَلَّ

لَيَمَسَنَّكُمْ

الشَّمْسُ

ثَلَاثَةٌ

فِيهِنَّ

يُكَذِّبُ

عَلَيْنَ

كَانَهُنَّ

أَيُّهَا

مُتَّقِينَ

رَبِّهِمْ

مُصَلِّينَ

وَدَّعَاكَ

أُمَّةٍ

فَسَبِّحْ

لَعَلَّهُمْ

تُرَدُّونَ



NOTES



