



TAHARA

HOW TO DO WUDHOO

www.qfatima.com



LESSON PLAN

Q JURISPRUDENCE LESSON PLAN

THEMATIC TEACHING LINKING THE CORE SUBJECTS AIMING TOWARDS A POSITIVE BEHAVIOURAL CHANGE



CLASS & DATE	
SUBJECT	Tahara – How to do Wudhoo
KEY QUESTION	Are there specific organs of wudhoo? Is it not better to wash the full body and stand for prayers?
PREPARATION <small>(RESOURCES YOU WILL NEED TO PREPARE THE LESSON)</small>	Printout of Imam Ridha (pbuh) hadith about organs of wudhoo. Wudhoo action cards for washing line activity (assessment). PPT on Tahara - Wudhoo
KEY OBJECTIVE & OUTCOME	Wudhoo is made up of 2 washing and 2 wiping
INTRODUCTION <small>(INTRODUCE THE KEY OBJECTIVE TO THE STUDENTS. A MAXIMUM OF 3 KEY POINTS)</small>	<ul style="list-style-type: none">- Removal of najasa of the body (by washing/mutahiraat)- Removal of najasa the of soul (wudhoo or ghusl)- To perform salaa we need tahara of body & soul.
KEY VOCABULARY	Water, Niyah, Mustahab, Wajib, Massah,
THE LESSON/MAIN ACTIVITY <small>(WRITE THE KEY POINTS AND HOW YOU WILL RELATE IT. WHETHER YOU WILL USE A DRAWING, PICTURES, VIDEO, OR A PLAY. MAKE IT SUPER INTERESTING. HELP THE STUDENTS UNDERSTAND HOW THE LESSON APPLIES TO LIFE)</small>	Think Pair and Share- between partners – using printout of ahadith of The Prophet (pbuh) and Imam Ridha (pbuh) draw the organs of wudhoo. Compare these with last week's lesson Qur'an (5:6).
PRACTICAL ACTIVITIES <small>(WORKSHEETS, CRAFTS, ARTWORK, RHYMES... OR ANY ACTIVITIES THAT WILL HELP UNDERSTAND THE SUBJECT. THESE MUST HELP)</small>	Use PPT – TAHARA – Wudhoo To show the class practical wudhoo
ASSESS <small>(REPEAT THE KEY THEME. HAVE A QUIZ OR A DISCUSSION ABOUT THE LESSON)</small>	Students in pairs. Complete the wudhoo wheel writing in each section sections the steps of wudhoo. Indicate on the wheel the mustahab and wajib steps.
CONCLUSION	End with dua to assist leaning "RABBI ZIDNEE ILMAN" and Sura Fateha for Marhumeen.

www.qfatima.com

WUDHOO IN AHADITH

Imam Ridha (pbuh) "The servant has been commanded to perform wudhoo... Confining it only to the face, the two hands, the head and the two feet, was because when the servant stands before the All-Powerful, the parts which are exposed are those which are ordered to be washed in the wudhoo - as with his face he performs the sujood, with his hands he requests through dua , with his head he inclines to Him in his ruku and his sujood, and with his legs he stands and sits..."

Highlight the body parts of wudhoo from the above hadith.



HOW TO DO WUDHOO

Wudhoo consists of TWO washing and TWO wiping.

Name the TWO washing and TWO wiping.



HOW TO DO WUDHOO

STEP 1:

Remove all obstructions.

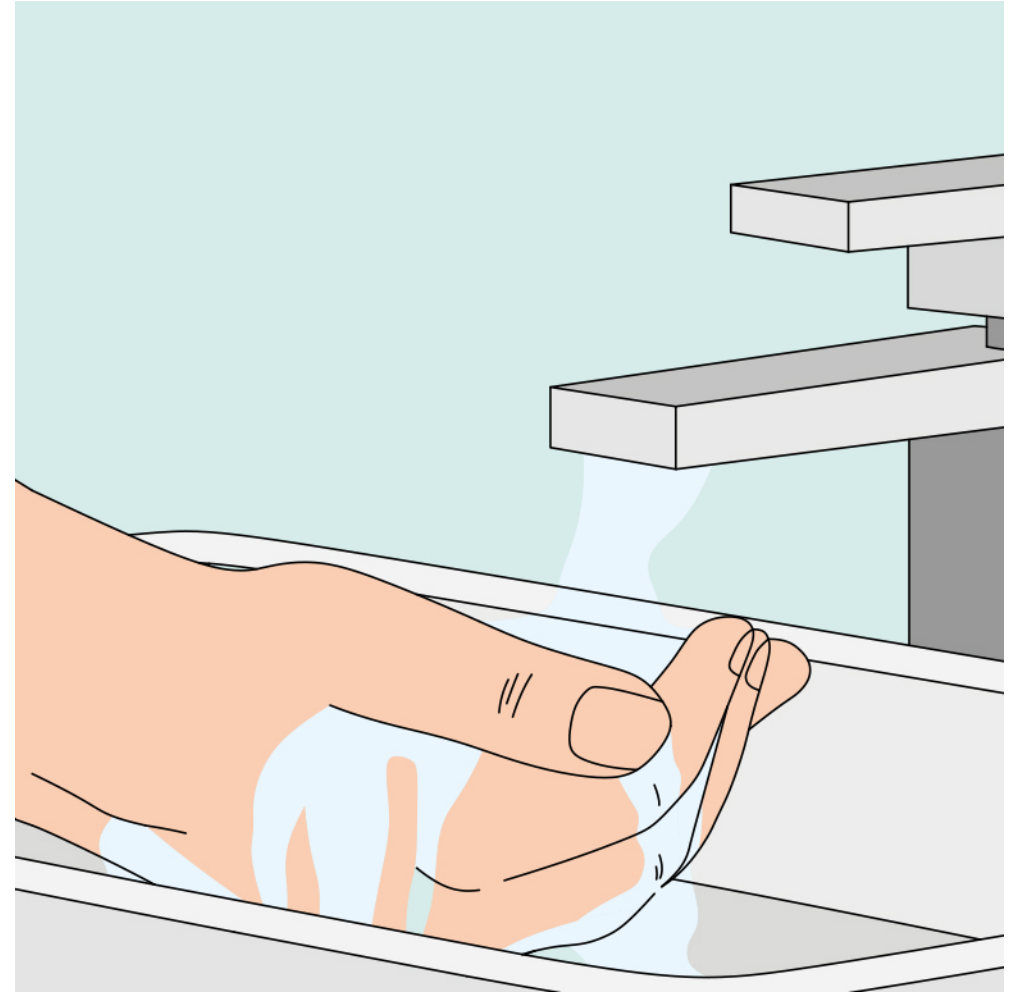


HOW TO DO WUDHOO

STEP 2:

Wash hands – 2 times

Oh Allah place me among those who ask for forgiveness and among those who are pure.



HOW TO DO WUDHOO

STEP 3:

Gargle mouth 3 times

Oh Allah teach me the correct answer for the day I shall meet you & open my tongue for your praise.



HOW TO DO WUDHOO

STEP 4:

Take water into the nostrils 3 times

Oh Allah please do not deprive me from the fragrance of paradise.



HOW TO DO WUDHOO

STEP 5:

Niyyah (intention)

I am doing wudhoo for the pleasure of Allah
Qurbatan Illallah.



HOW TO DO WUDHOO

STEP 6:

Washing the face from beginning of the hairline to the tip of the chin.

Oh Allah brighten my face on the day of judgement.

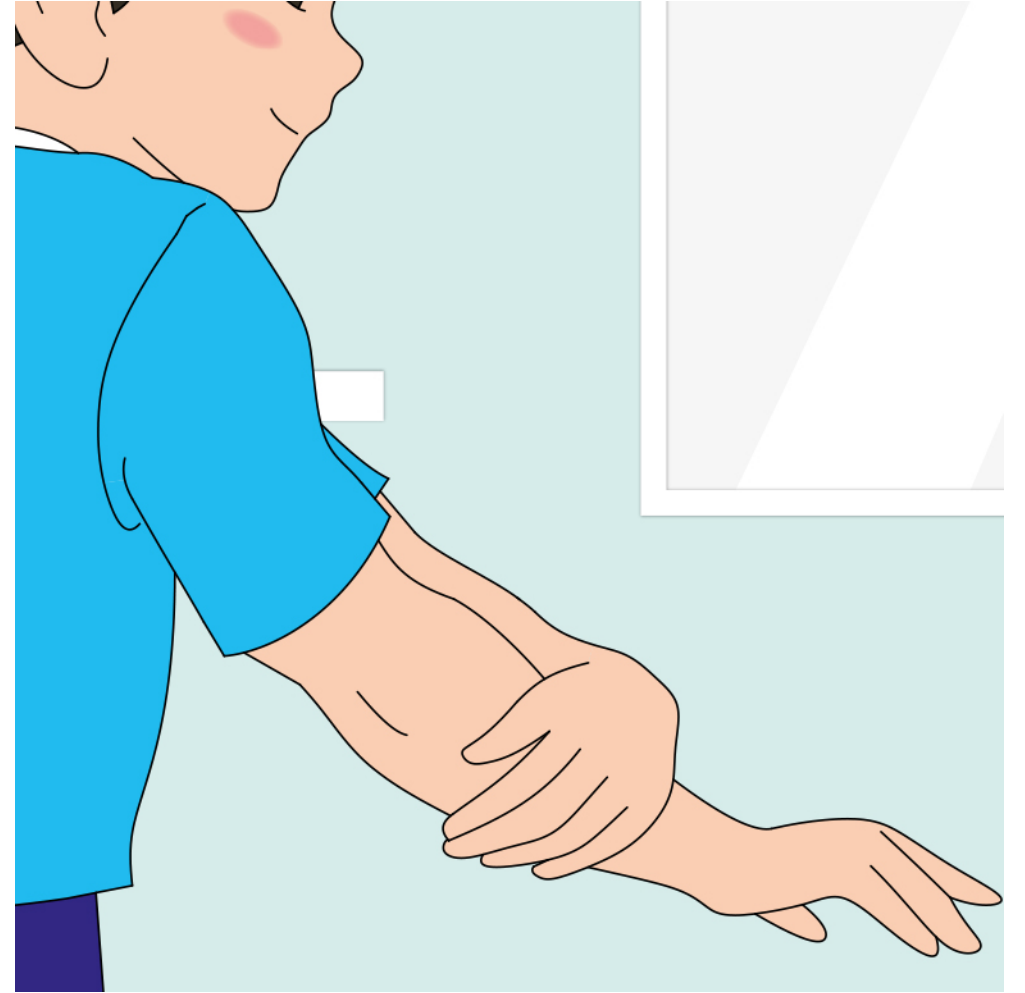


HOW TO DO WUDHOO

STEP 7:

Wash the right hand from elbow to the fingertips.

Oh Allah! Please give me my scroll of deeds in my right hand.



HOW TO DO WUDHOO

STEP 8:

Wash the left hand from elbow to the fingertips.

Oh Allah! Please DO NOT give me my scroll of deeds in my left hand.



HOW TO DO WUDHOO

STEP 9:

Masah (wiping) of the head from the middle of the head down to the edge of the hair without touching the forehead.

Oh Allah! Cover me with Your mercy, blessings and your pardon.

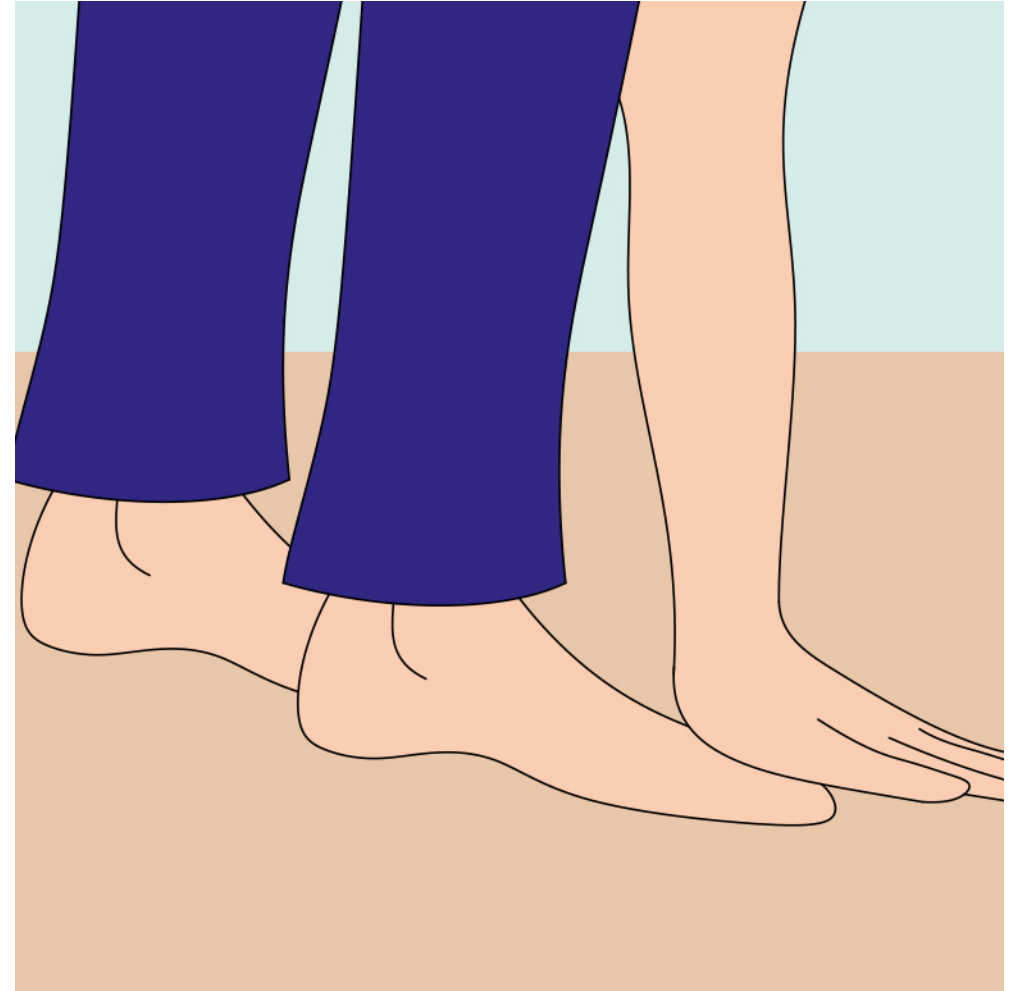


HOW TO DO WUDHOO

STEP 10:

Masah (wiping) of the right foot with the right hand from the tip of the toes to the ankle and then similarly the left foot with the left hand.

Oh Allah! keep me steadfast on my path on the day of judgement



ASSESSMENT

1. Write down all the WAJIB steps of wudhoo.
2. Write down all the MUSTAHAB steps of wudhoo.
3. Which part/s of wudhoo are washed differently by man and women?

