

# IMAM JA'FER SADIQ (PBUH)

---

## RABI UL AWWAL





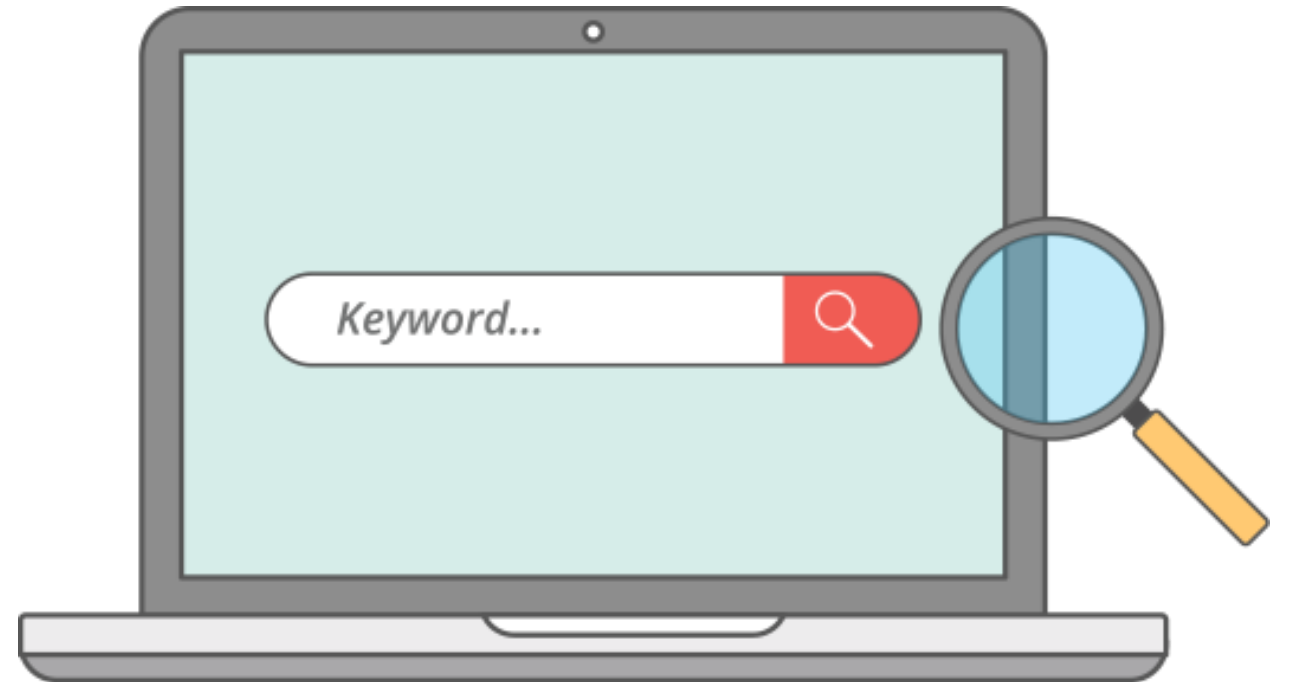
# IMAM JA'FER SADIQ TIMELINE

**Name:** Ja'fer  
**Parents:** Imam Al-Baqir (pbuh), Fatima (Umme Farwa)  
**Titles:** Faazil, Tahir, Qaeem  
**Birth:** 17<sup>th</sup> Rabi ul Awwal 82 AH  
**In:** Madina  
**Martyrdom:** 25<sup>th</sup> Shawwal 148 AH  
**Buried In:** Jannatul Baqee  
**Age:** 63 Years

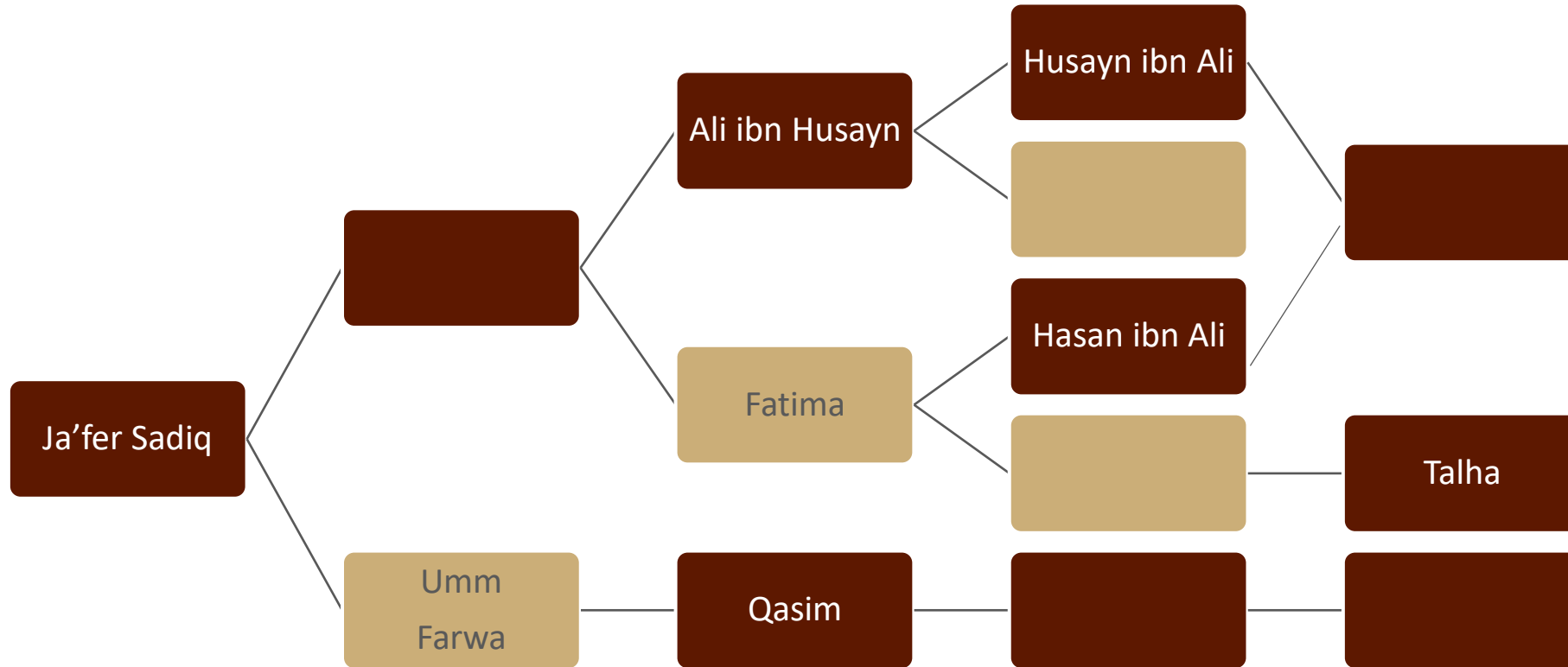


# KEYWORDS

- Dynasty
- Uncovered
- Sects
- Lineage
- Unique
- Barbariyya
- Character
- Management
- Tyrants
- Power Struggle
- Prominent
- Discourse



# FAMILY TREE OF IMAM JA'FER SADIQ (PBUH)




Complete the family tree by inserting the following personalities in the correct boxes: Ali ibn Abu Talib, Umm Ishaq, Shahr Banu, Muhammed , Abu Bakr and Muhammad Baqir.

# 83 AH – 95 AH: 0 – 13 YEARS

Imam Sadiq (pbuh) was under the care of his grandfather during his first 13 years.

1. Who was his grandfather?
2. Write 2 titles of his grandfather.
3. Name 2 of his grandfather's great contributions.



# 95 AH – 114 AH: 13 – 32 YEARS

After his grandfather died, he was brought up by his father Muhammad ibn Ali (pbuh).

1. What are the 2 titles of his father?
2. What is so unique about the lineage of his father?
3. What was the main mission of his father?





# 107 AH – 25 YEAR: BIRTH OF HIS FIRST BORN – ISMAIL

Ismail was the Imam's eldest son who sadly died in Imam's lifetime, in a village called Uraiz outside Madina. The Imam had arranged for the body of Ismail to be brought to Madina. He had also arranged for the face of Ismail to be uncovered three times during this journey.

1. Who is the mother of Ismail?
2. Why do you think the face of the Imam's son Ismail was uncovered 3 times during the journey from Uraiz to Madina?
3. Which two Muslim sects considers Ismail to be their 7th Imam?
4. Who is your 7th Imam?



# 128 AH – 46 YEARS: BIRTH OF IMAM KADHIM (PBUH)

A baby boy born to Imam Sadiq (pbuh) and Sayeda Hamida Al Barbariyya.





# 114 AH TO 148 AH – 32 TO 63 YEAR: THE AHLUL BAYT UNIVERSITY

The Imam opened many madrasas and he had at least 4000 students from all over the world. He taught many subjects including fiqh, tafseer, hadith, medicine, biology, chemistry, theology to name a few.



# QUALITIES...

Imam Sadiq (pbuh) encouraged his students to have these qualities...

1. In your opinion how can these qualities help a student in his/ her life?
2. You as a student, how would you apply these qualities in your life.



# 132 AH – 50 YEARS: THE TWO DYNASTIES

The Imam saw the reign of 10 Umayyad kings.

All the Umayyad kings were tyrants and against the Ahlulbayt except Umar bin Abdul Aziz.

There was a power struggle and a lot of fighting between the Umayyad and the Banu Abbas.

The Imam saw the fall of the Umayyad destiny and the rise of Banu Abbas.

1. What did the caliph Umar bin Abdul Aziz do?
2. What did the Imam do when the Umayyad and Banu Abbas were fighting for power?





# JABIR BIN HAYYAN

One of the Imam's prominent student was Jabir bin Hayyan.

1. To the European world Jabir was known as?
2. What is Jabir's title?
3. What is he famous for?
4. What are his contributions to the world?



# PICTURE ANALYSING



Study the pictures and write down the character traits of Imam Sadiq (pbuh).



# 148 AH: 63 YEARS MARTYRDOM

He was given poisoned grapes.

He is buried in Madina

1. Who martyred Imam Sadiq (pbuh)?
2. Where in Madina would you find his grave?
3. Which other Ma'sumeen are buried in the same graveyard?





# LESSON PLAN

## CROSS CURRICULAR LESSON PLAN

THEMATIC TEACHING LINKING THE CORE SUBJECTS AIMING TOWARDS A POSITIVE BEHAVIOURAL CHANGE



<b>CLASS &amp; DATE</b>	
<b>SUBJECT</b>	QCalendar – 03 Rabi ul Awwal at a glance – Birthday of Imam Jaffer Sadiq (pbuh).
<b>KEY QUESTION</b>	Do Ma'sumeen talk, teach and preach ONLY about religion?
<b>PREPARATION</b> <i>(RESOURCES YOU WILL NEED TO PREPARE THE LESSON)</i>	PPT 03 Rabi ul Awwal at a glance- Birthday of Imam Sadiq (pbuh). Printout of Imam Jaffer Sadiq (pbuh) circle. Access to Google search on Jabir ibn Hayyan.
<b>KEY OBJECTIVE &amp; OUTCOME</b>	To appreciate the Ahlul Bayt University. To work on the advice of the Imam (be independent, good character, excel in admin & management skills)
<b>INTRODUCTION</b> <i>(INTRODUCE THE KEY OBJECTIVE TO THE STUDENTS. A MAXIMUM OF 3 KEY POINTS)</i>	<ol style="list-style-type: none"> <li>1. Ask the key question.</li> <li>2. What made it possible for the discourses and success of the Ahlul Bayt University.</li> <li>3. Ask the students what subjects they think would be taught in the Ahlul Bayt University.</li> </ol>
<b>KEY VOCABULARY</b>	Dynasty, Lineage, Uncovered, Sects, Unique, Barbariyya, Character, Power Struggle, Tyrants, Management, Discourse, Prominent
<b>THE LESSON/MAIN ACTIVITY</b> <i>(WRITE THE KEY POINTS AND HOW YOU WILL RELATE IT. WHETHER YOU WILL USE A DRAWING, PICTURES, VIDEO, OR A PLAY. MAKE IT SUPER INTERESTING. HELP THE STUDENTS UNDERSTAND HOW THE LESSON APPLIES TO LIFE)</i>	<ol style="list-style-type: none"> <li>1. Go through the PPT.</li> <li>2. Study the political situation at the time of Imam Sadiq (pbuh)</li> <li>3. Look up Jabir ibn Hayyan and his contributions.</li> <li>4. Look at other thoughts of school whose leaders were the students of Imam Sadiq (pbuh).</li> </ol>
<b>PRACTICAL ACTIVITIES</b> <i>(WORKSHEETS, CRAFTS, ARTWORK, RHYMES... OR ANY ACTIVITIES THAT WILL HELP UNDERSTAND THE SUBJECT. THESE MUST HELP)</i>	<ol style="list-style-type: none"> <li>1. Discuss the advice given by Imam Sadiq (pbuh) to his students and how we can apply it in our daily lives.</li> </ol>
<b>ASSESS</b> <i>(REPEAT THE KEY THEME. HAVE A QUIZ OR A DISCUSSION ABOUT THE LESSON)</i>	<ol style="list-style-type: none"> <li>1. Complete all the family tree of Imam Sadiq (pbuh).</li> <li>2. Complete all the questions in the PPT.</li> </ol>
<b>CONCLUSION</b>	End with dua to assist leaning "RABBI ZIDNEE ILMAN" and Sura Fateha for Marhumeen.

www.qfatima.com