


Qur'an City



Sura Al Hujurat Workbook

49 Muhammad Square
574713

8-12
years



Q-City Map

Colour in the map of Q-City.

EXILED CORNER

63 The Hypocrites Al-Munafiqun	80 He Frowned 'Abasa	83 The Defrauders Al-Mutaffirin	102 The Penitents Al-Takathur
104 The Backbiters Al-Humaza	107 The Daily Necessity Al-Ma'un	111 The Flames Lahab	

TAWBA TURN

8 The Spoils of War Al-Anfal	9 Declaration of Immunity Al-Bara'a
------------------------------------	---

QUR'AN CITY

QASAM PLACE

37 The Troops Al-Saffat	51 The Scattered Al-Dhariyat	52 The Mountain Al-Tur	53 The Star Al-Najm	75 The Day of Judgement Al-Qiyama	77 The Emissaries Al-Mursalat	79 Those Who Pivotal Al-Nazi'at	85 The Milky Way Al-Buruj	
86 The Night Star Al-Tariq	89 The Dawn Al-Fajr	90 The City Al-Balad	91 The Sun Al-Shams	92 The Night Al-Layl	93 The Early Morning Al-Dhuha	95 The Fig Al-Tin	100 The Chargers Al-Adiyat	103 The Afternoon Al-A'ar

CRESCENT

54 The Moon Al-Qamar	21 Prophecy Al-Ambiyah
----------------------------	------------------------------

QIYAMA CLOSE

56 The Great Event Al-Waq'a	69 The Truth Al-Haqqa	70 The Stairway Al-Ma'arij
78 The News Al-Naba'	81 Covering up Al-Takwir	82 The Splitting Al-Infitar
84 The Splitting Open Al-Inshiqaq	88 The Calamity Al-Ghashiyah	99 The Earthquake Al-Zilzal
101 The Catastrophe Al-Qari'a		

VICTORY SQUARE

94 The Expanding Al-Inshirah	48 The Victory Al-Fath	110 The Help Al-Nasr
------------------------------------	------------------------------	----------------------------

MUSABBIHAAT PLACE

17 The Night Journey Al-Israa	57 The Iron Al-Hadid	59 The Banishment Al-Hashr	
61 The Ranks Al-Saff	62 The Congregation Al-Jumu'a	64 Loss & Gain Al-Taghabun	87 The Most High Al-A'la

MUHAMMAD CENTRE

24 The Light Al-Nur	47 Muhammad Muhammad
76 The Human Being Al-Insan	
98 The Clear Evidence Al-Bayyinah	

KA'BA CORNER

22 The Pilgrimage Al-Hajj	
105 The Elephant Al-Fil	106 Quraysh Quraysh

HAAMIDAAT PLACE

34 Saba Saba	35 The Originator Fatr
6 The Livestock Al-An'am	18 The Cave Al-Kahf
1 The Opening Al-Fatiha	


BOOK

96 The Clot Al-'Alaq	97 The Power Al-Qad
----------------------------	---------------------------

WWW.QEA

2

Q-City Map



KĀMIL CLOSE



5:3

WOMEN'S CORNER



...T CLOSE



الر

HURUFUL MUQATTA'AT AREA

خم

RA'AA'T PLACE



HAWAAMEEM PLACE



MAD CITY TRE



NIDA SQUARE



طس

TAWAASEEN PLACE



...CLOSE



ذو

SINGLES CLOSE



الم

MEEMAAT PLACE



KINGDOM PLACE



قل

QUL CORNER



Building a Town

The Salam town has been partly damaged by the recent floods. The chief of the Salam Tribe has asked for your assistance, please can you help the Salam Tribe rebuild their town.

In the space below please write down all the things that you would construct to rebuild the Salam Town, we have done one for you.

On a separate page, please draw the floor plan of the new Salam Town.

HOSPITAL



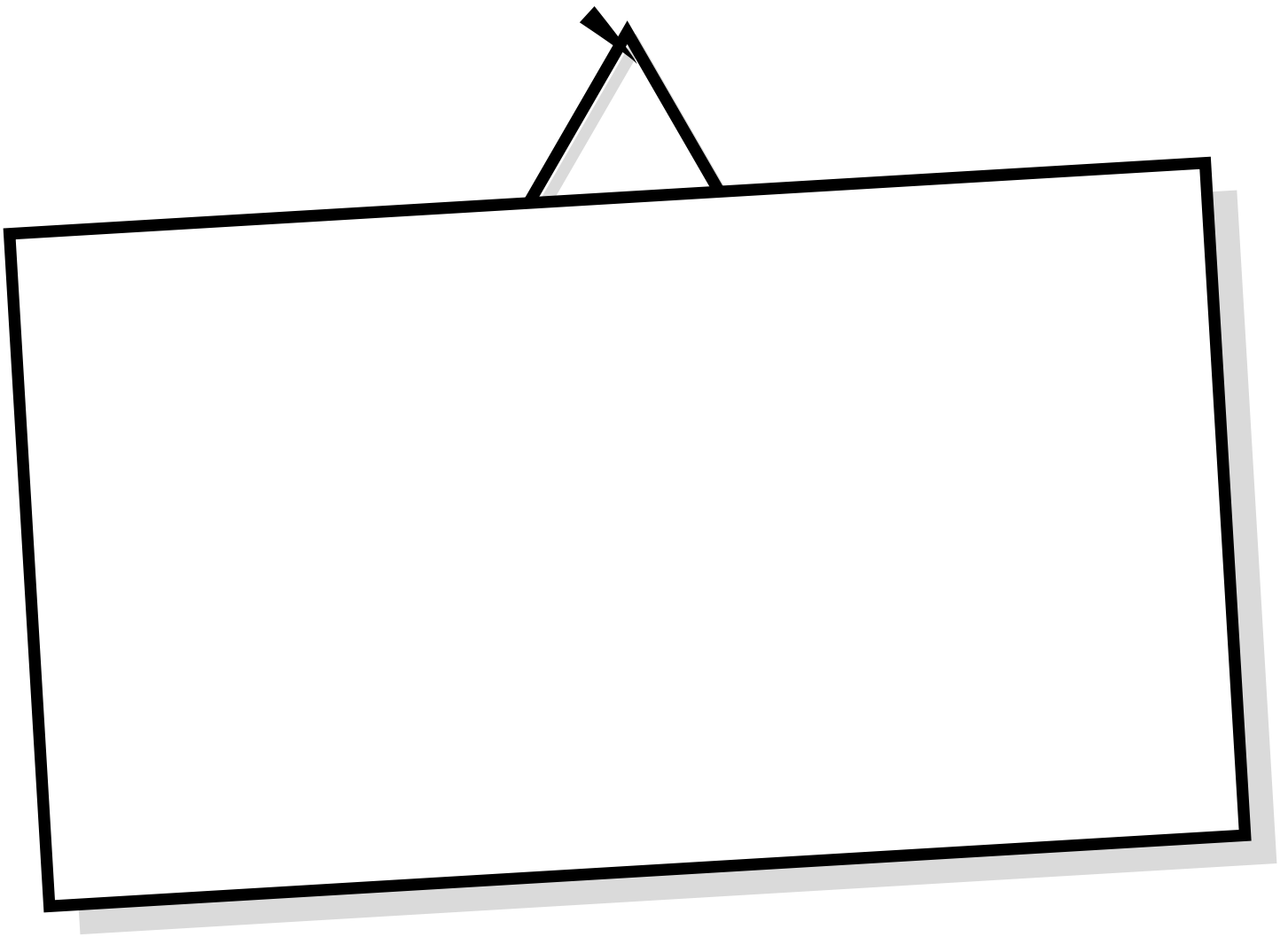
Etiquette of Entering Someone's Room

Activity for young children

Etiquette of entering someone's room

1. Say salaam and ask permission to enter.
2. Always knock before you enter.

Design a plaque to put outside your bedroom door.



Our Majlis

This is a TPS (Think, Pair & Share) activity.

The class will be put into 5 groups and each group will be assigned a task to work collectively to prepare a majlis.

Group 1

To write some sentences on Hadith Kissa.

The above should include the following points:

- The narration is from Sayeda Fatema(AS)
- The order and etiquette in which every member of the Holy 5 participate in this event.
- The response of Sayeda Fatem (AS) to the greeting of every member of her household.
- The introduction of the Holy 5 to Angel Jibraeel by Allah (Sayeda Fatema(AS) being the centre figure.
- The etiquette of Angel Jibraeel when he seeks permission to enter the clock.
- The verse of Purification.

Group 2

To write a short poem on any of the martyrs of Kerbala or to recite a marsia of their choice.

Group 3

To write down the story of the lady who threw rubbish on the Holy Prophet every day when he walked past her house. The above should include:

- Behaviour of the old lady.
- Response of the Holy Prophet.
- Lessons of akhlaq to learn and adopt from the story.

Group 4

To write and recite the ziarat of M14.

Group 5

To recite the Dua for the protection of the living Imam.



My Qur'an Register

On the day of judgement a reciter of the Qur'an will be told "recite and ascend"

Try and read a few verses of The Qur'an every day and put a tick in your register below. Once completed, collect your stars from your teacher.


1 st	2 nd	3 rd	4 th	5 th
6 th	7 th	8 th	9 th	10 th
11 th	12 th	13 th	14 th	15 th
16 th	17 th	18 th	19 th	20 th
21 st	22 nd	23 rd	24 th	25 th
26 th	27 th	28 th	29 th	30 th



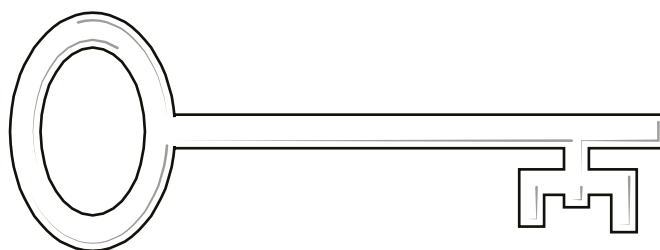
Qur'an and Dua

Make a frame for the picture below and hang it in your bedroom.

When we want Allah to talk to us, we read the Qur'an.
When we want Allah to talk to us, we recite the Dua.



“Brighten your home by reading the Qu’ran”
-Prophet Muhammad (pbuh)



Make Dua the key that opens and closes your every night and day.







Qur'an as a Healer

“We have sent down in the Qur'an that which is healing and a mercy to those who believe”

-Suratul Bani Israil (17:52)


Honey heals many illnesses, in which Sura does Allah mention the bee and honey as a healer?



Qur'an in my Life

Qur'an is not there only to be read but also to be applied in our life.

Colour the picture below of children reading the Qur'an.



Ask your parents if they can help you find a verse of a Surah that you know or recite often which you can act upon. Ask them to help you write the meaning of that verse in the box below.

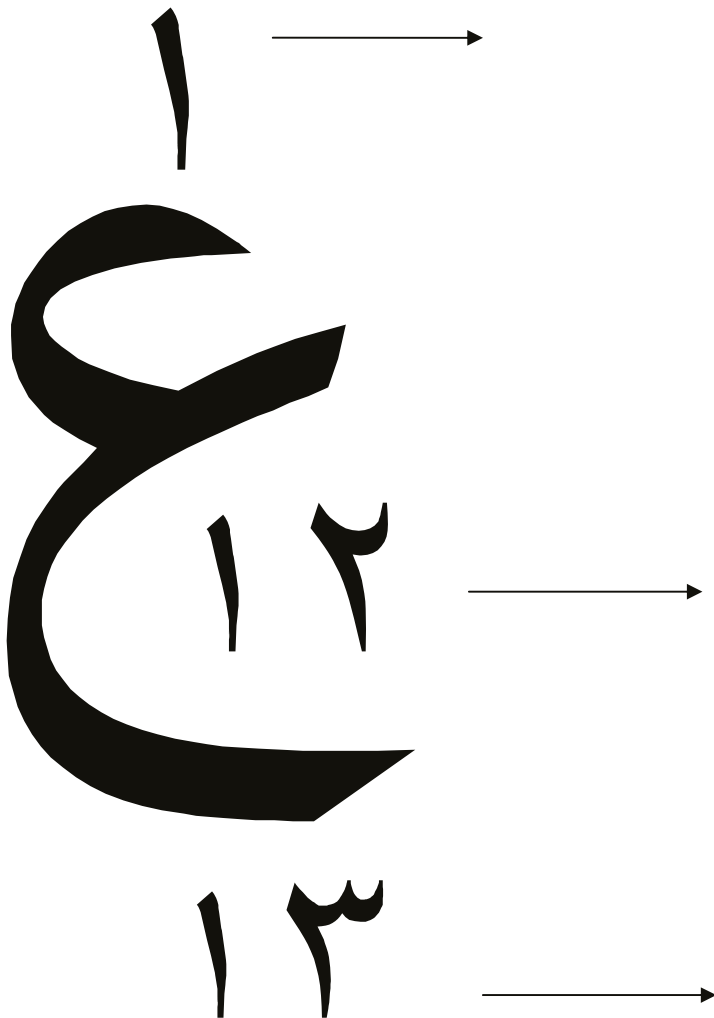


The Holy Qur'an - Ruku

Class Activity:

Below is a picture of a RUKU. Look it up in the Qur'an, you will find it on almost every page on the margin. Explain what the labelled Arabic Numbers mean and complete the sentence below:

A Ruku is _____.



My M14

Below are 3 columns each having some information about your M14, try and connect them.

Muhammad	Fadaq	Completed and Compiled the Qur'an
Fatemah	Fatema binte Asad	Set up a network for khums & zakat
Musa	Buried in Samarra	Related the hadith of "the golden chain"
Muhammad	Died at the age of 42	Asked Muslims to plant trees and crops
Ali	Sahefatus Sajjadiyya	Advised the caliph to mint a Muslim coin
Hassan	Suttana from North Africa	Prepared the people for ghaibat of Imam
Ali	Fatema binte Hassan	Taught us to be free
Jaffer	An Imam at the age of 9	Spent a lot of time under house arrest
Ali	Hamid Al Barbariyya	His body was left on a bridge in Baghdad
Hassan	Went to Mer'aj	Blue knotted wool tasbeeh
Muhammad	Arranged arrival of S Nargis in Samarra	Martyred by a poisoned saddle
Husein	Jabir (Geber) ibn Hayaan	Signed a cease fire treaty
Muhammad	Zuljannah	I can write to him everyday
Ali	Ioda binte Al-Ashath	Encouraged use of sand in sujud



Hadith Kisa Role Play

The class will act out the Hadith Kisa after which they will jot down in their note books the etiquettes that they have learnt from it.

Narrator: Sayeda Fatemah (AS) said her father, the Holy Prophet came to her house one day and said to her:

HP: As Salamun Alaikum Fatemah

SF: Wa Aikum Salam

HP: I feel weakness in my body.

SF: Allah protect you from weakness, father.

HP: Fatemah, please bring me the Yemeni cloak and cover me with it.

Narrator: S Fatemah brought the Yemeni cloak and covered the Holy Prophet with it.

SF: I looked at him and saw his face was shining like a full moon.

Narrator: After a while, Imam Hassan came and said:

IH: Peace be on you my mummy.

SF: And upon you peace, O light of my eyes, and the delight of my heart.

IH: Maa I smell the sweet fragrance of my nana, the holy prophet.

SF: Yes, your grandfather is lying underneath the cloak.

Narrator: I Hassan went near the cloak and said

IH: Peace be on you, my grandfather may I enter the cloak with you?

HP: And upon you be peace, my son you are given permission to enter.

Narrator: After a while I Hussein came in and said:

IHu: Peace be on you, my mummy.

SF: And upon you peace, O light of my eyes, and the delight of my heart.

IHu: Maa I smell the sweet fragrance of my nana, the holy prophet.

SF: Yes, your grandfather and your brother are lying underneath the cloak.

Narrator: I Hussein went near the cloak and said

IHu: Peace be on you, my grandfather may I enter the cloak with you?

HP: And upon you be peace, my son you are given permission to enter.



Hadith Kisa Role Play Continued

Narrator: After a while I Ali came in and said:

IA: Peace be on you, O daughter of the prophet of Allah.

SF: And upon you peace, O father of Hassan, and the Commander of the faithful.

IA: Fatemah I smell the sweet fragrance of my brother, the prophet of Allah.

SF: Yes, he is under the cloak with your two sons.

Narrator: I Ali went near the cloak and said:

IA: Peace be on you, prophet of Allah, may I enter the cloak with you?

HP: And upon you be peace, my brother, my successor you are given permission to enter.

Narrator: Sayeda Fatemah stepped forward and said:

SF: Peace on you, my papa, O Prophet of Allah, may I enter the cloak with you?

HP: And upon you be peace, my daughter, O part of myself, you are given permission to enter.

Narrator: Then Allah said to the angels I have created the sky, the earth, the moon, the sun, the planets, the seas just for the love of the 5 lying underneath the cloak.

Angel Jibraeel: Who are under the cloak?

Narrator: Allah replied, “they are Fatimah, her father, her husband and her two sons.

AJ: May I join them?

Narrator: AJ comes near the cloak and says:

AJ: Peace be on you O prophet of Allah, Allah sends His greetings

AJ: Allah has given me permission to enter the cloak with you. May I join you, O prophet of Allah?

HP: And peace be on you, O trusted bearer of Allah’s revelations, you are granted permission to enter.

AJ: Allah sends His revelation to youayah tathir

All: Salwaat

HP: Whenever and wherever our friends mention this event, Allah will bestow His blessings and mercy on them, angels will encircle them and ask Allah to forgive their sins until they disperse.

HP: Allah will remove their grief, their distress and grant their wishes



Brotherhood


Class Activity: to make a paper chain holding hands (paper chain)

You will need:

- pencil
- paper
- scissors
- Colour pencils

Directions

1. Fold paper, accordion-fashion.
2. The number of folds in the paper determines the number of people in the chain.
3. On the top piece of the folded paper, draw a person whose hands extend to touch the folds of the paper on each side.
4. Carefully cut around the person, making sure not to cut where the hands meet the folds.
5. Open up the paper and you will have a chain of several children holding hands.
6. Decorate using colours, markers or crayons.
7. To make the chain longer glue together 5-6 chains.



Diversity

“Variety is the spice of life”

Class activity for the younger students

FRIENDSHIP SNACK MIX:

1. Have each child bring in a half cup of their favourite snack (like; cereal, raisins, crackers,)
2. Ask the students to put their snack in a massive bowl.
3. Now ask the students to mix them all up slowly .
4. Put a handful of the mixed snack in a small container for the students to take home and enjoy.


Talk about how different things go together to make something very good. This helps get the ideas of diversity and sharing.

Class activity for the older students:

COLOURFULL FRUIT SALAD:

1. Have each child bring in one fruit.
2. Cut the fruit into small pieces, mix them carefully in a big bowl.
3. Fill small containers with fruit salad mix to give to each student.

Discuss with the class how different things go together, to make something very good. This helps get the ideas of diversity and sharing.



Names

Class Activity for the younger children:

Students to sit in a circle and say a name of a girl or a boy in alphabetical order. When a student can't give a name, he will be out of the game.

Class Activity for the older children:

1. Students sit in a circle.
2. Give them a word (you could use a word associated with the month's theme or topic to get them thinking, example Room).
3. Ask the person to the right to say a word that has some connection with the word room, example window.
4. Ask the next child to say a word in connection to window, example glass.
5. And so forth.....

Before you start the game, please explain the rules:

1. No hesitation
2. No repetition
3. The word must be associated with the previous one.
4. When the student hesitates, repeats or says a word that is irrelevant, he/she will have to leave the game.
5. The game can be played till you have one winner or the last two/three/four players as the winners, depending on the time.



Obeying and Following the Prophet

Learning Objective: To be a winner in this life, do what the Prophet has asked us to do and refrain from what he has asked us to refrain from.

Class Activity:

Play a game of “Simon Says.”

Aim of the game is not to be out of the game, this can only be achieved by doing exactly what Simon tells us to do / or not to do.

Written Activity:

In the boxes below, please write W for Wajib, H for Haraam, M for Mustahab and J for Jaiz.

Lying

Teasing

Backbiting

Recycling

Praying

Helping
Neighbors

Stealing

Caring

Cheating

Sleeping

Visiting
the Sick

Making
mum a cup of
tea

Sharing
lunch with
classmate

Charity

Fasting

Bullying

Eating

Suspicion

Smiling

Cleaning
bedroom



Qualities of a Mutaqee

Some of the qualities of a mutaqee are written for you. Draw a picture depicting those qualities. One is done for you.

They eat simple food.

They don't get angry easily.



They forgive others.

They don't harm their neighbors.

They have a simple walk; they don't walk with pride.



Taqwa

Taqwa - Fear of God accompanied by hope

You will need:

A4 Coloured Card

A4 paper

Scissors

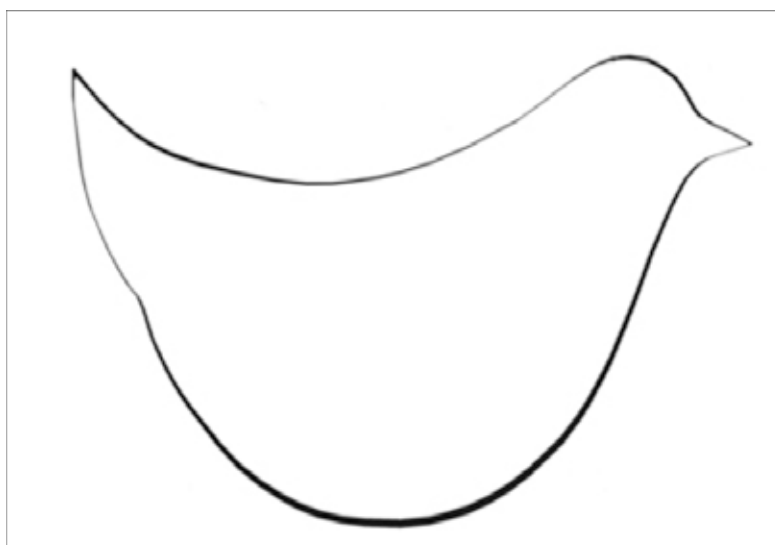
felt marker

thread / wool or ribbon



Directions

1. Draw the bird using the template. Cut out the bird.
2. On your A4 paper and write HOPE on the right and FEAR on the left.
3. Now fold over about 2cm of one of the shorter sides. Continue to concertina – folding one way and then back on itself with the next fold – right down the page.
4. Make a slit in the body which will just fit the folded paper and feed it through so that equal lengths show on either side of the body.
5. Fold the paper upwards at this halfway point. Then holding the two top edges together, fan out the paper towards the sides.
6. Make a small hole in the 'wings' where they meet at the top and feed through a ribbon or thread. You can tie your bird near a window or to your bedside.



Taqwa - Who is the “Best?”

Learning Objective: It is not the shape, size, colour, language that makes a person honourable (best).

Class Activity

This is a group activity, done in consultation with one another (collective learning). Class to be put into small groups.

1. The teacher to place different types of apples (Royal Gala, Pink Lady, Golden Delicious, Granny Smith, Fuji, Red Delicious, Cox and an organic apple) on her table.
2. Cut some slices of the apples for the students to taste.
3. Ask the students to write down which apples they think are the best in descending order.

Point to note: They might judge the best apple by size, colour, taste or shape.

4. Once the students have completed their list ask ONE member from every group to present their list (oral) to the class.
5. Let the students discover how similar or different are their answers are from one another.

The teacher to now explain that the best apple is not the one with the perfect colour, size or shape. Rather, it’s the one which has grown naturally without any artificial nutrients or pesticides added to it (organic).

Same with us, being the best is not judged by our colour, size, language, culture, knowledge, etc., rather by what we are “inside” Are we what Allah asked us to be? Are we God conscience?



Notes



Notes



