


# Wudhoo & Salaa Assessment



**Name:**

**Age:**

**Class:**

**Comments**

**Wudhoo**

**Salaa**



# WUDHOO ASSESSMENT

---

Wudhoo was taught by the Prophet (pbuh) after he came back from Me'raj, where he performed Wudhoo with water from a river in Heaven.

Apart from Salaa, Wudhoo is also required for:

- Tawaf around the Ka'ba
- Touching the writing of the Holy Qur'an
- Touching the names of Allah and the 14 Ma'sumeen

It is Mustahab to do Wudhoo:

- Before going to sleep
- Before going to the Imambara
- When you are angry, as it calms you down
- In fact try to be in Wudhoo at all times

Before doing Wudhoo,  
ensure that:

- The parts of Wudhoo (face, arms, head, feet) are all tahir
- There is nothing on them which will stop water reaching it, e.g. plasters, nail varnish, watches, rings etc.

## REMOVAL OF OBSTRUCTIONS:

**Wajib – BOLD**  
Mustahab - LIGHT

- All rings/watches removed ( )
- Sleeves rolled up above elbows ( )
- Socks removed ( )

## NIYYA: I AM DOING WUDHOO

قُرْبَةً إِلَى اللَّهِ ( )

- Washing hands twice ( )



- Gargling three times ( )



- Washing nose three times ( )



### **WASHING THE FACE:**



- Water poured from where the hair grows ( )
- Face wiped from hairline to tip of chin ( )
- Whole width of face is wiped downwards ( )
- Face not washed more than twice ( )

## WASHING RIGHT ARM:



- Water poured on right arm above elbow ( )
- Wiping from elbow to fingertips ensuring that water has reached everywhere ( )
- All wiping done downwards ( )
- Ensure arm is washed no more than twice ( )

## WASHING LEFT ARM:



- Water poured on left arm above elbow ( )

- Tap is closed before wiping ( )
- Wiping from elbow to fingertips ensuring ( )
- That water has reached everywhere ( )
- All wiping done downwards ( )
- Ensure arm is washed no more than twice ( )

### MASAH OF HEAD:



- No additional water taken ( )
- Wiping with right hand from ( )
- Middle of head to hairline ( )

- Wiping with flats of fingers ( )
- Forehead not touched ( )

### **MASAH OF FEET:**



- Wiping from toes till ankle joint ( )
- Right foot first then left – ( )
- Not same time ( )
- Right hand used for right foot
- Left hand used for left foot ( )
- Each foot wiped ONCE only ( )



# ADHAN

---

Adhan is the call for salaa (prayer). It is called in a loud voice. It can be called from the minaret of a masjid (mosque).

4 times Allahu Akber ( )

اللَّهُ أَكْبَرُ

2 times Ash hadu anl laa ( )  
ilaaha illallah

أَشْهَدُ أَنْ لَا إِلَهَ إِلَّا اللَّهُ

2 times Ash hadu anna ( )  
Muhammadar  
Rasulullah

أَشْهَدُ أَنَّ مُحَمَّدًا رَسُولُ

اللَّهُ

2 times Ash hadu anna ( )  
Aliyyuw waliyullah

أَشْهَدُ أَنَّ عَلِيًّا وَوَلِيُّ اللَّهِ

2 times Hayya alas salaa ( )

حَيِّ عَلَى الصَّلَاةِ

2 times Hayya alal falaah ( )

حَيِّ عَلَى الْفَلَاحِ

2 times Hayya alaa  
khayril 'amal ( )

حَيِّ عَلَى خَيْرِ الْعَمَلِ

2 times Allahu Akber ( )

اللَّهُ أَكْبَرُ

2 times Laa ilaaha illallah ( )

لَا إِلَهَ إِلَّا اللَّهُ

# IQAMA

---

Iqama is the call to start salaa.  
It is said just before salaa.

2 times Allahu Akber ( )

اللَّهُ أَكْبَرُ

2 times Ash hadu anl laa ( )  
ilaaha illallah

أَشْهَدُ أَنْ لَا إِلَهَ إِلَّا اللَّهُ

2 times Ash hadu anna ( )  
Muhammadar rasulullah

أَشْهَدُ أَنَّ مُحَمَّدًا رَسُولُ

اللَّهِ

2 times Ash hadu anna ( )  
Aliyyuw waliyullah

أَشْهَدُ أَنَّ عَلِيًّا وَوَلِيُّ اللَّهِ

2 times Hayya alas salaa ( )

حَيَّ عَلَى الصَّلَاةِ

2 times Hayya alal falaah ( )

حَيِّ عَلَى الْفَلَاحِ

2 times Hayya alaa  
khayril 'amal ( )

حَيِّ عَلَى خَيْرِ الْعَمَلِ

2 times Qad qaamatis  
salaah ( )

قَدْ قَامَتِ الصَّلَاةُ

2 times Allahu Akber ( )

اللَّهُ أَكْبَرُ

Once Laa ilaaha illallah ( )

لَا إِلَهَ إِلَّا اللَّهُ

# SALAA ASSESSMENT 3 RAKATS MAGHRIB SALAA

---

NIYYA:

“I am praying 3 rakats for  
Salaatul Maghrib –

Qurbatan  
ilallah

( ) قُرْبَةً إِلَى

اللَّهِ

**Teacher’s Note:**

Ensure child says **Qurbatan ilal lah (only for Allah)** and NOT **Qurbatan illal lah (for all EXCEPT Allah)** – note the meaning changes

## TAKBIRATUL EHRAM:




Recitation of “Allahu Akber – ( )

اللَّهُ أَكْبَرُ

(Allah is Greater than anything and anyone)”

Hands raised up to ears with fingers closed ( )

## QIYAAM:



Standing straight facing Qibla ( )

Motionless while reciting ( )

Standing with feet together (girls) ( )

Standing with feet apart (boys) ( )

Palms on thighs ( )

Looking at sajdagah ( )

**Recitation of Suratul Fatiha and one other Sura ( )**

بِسْمِ اللَّهِ الرَّحْمَنِ الرَّحِيمِ {1}

الْحَمْدُ لِلَّهِ رَبِّ الْعَالَمِينَ {2}

الرَّحْمَنِ الرَّحِيمِ {3} مَالِكِ

يَوْمِ الدِّينِ {4} إِيَّاكَ نَعْبُدُ

وَإِيَّاكَ نَسْتَعِينُ {5} اهْدِنَا

الصِّرَاطَ الْمُسْتَقِيمَ {6}

صِرَاطَ الَّذِينَ أَنْعَمْتَ عَلَيْهِمْ

غَيْرِ الْمَغْضُوبِ عَلَيْهِمْ وَلَا

الضَّالِّينَ {7}

بِسْمِ اللَّهِ الرَّحْمَنِ الرَّحِيمِ

قُلْ هُوَ اللَّهُ أَحَدٌ {1} اللَّهُ

الصَّمَدُ {2} لَمْ يَلِدْ وَلَمْ يُولَدْ

{3}


وَلَمْ يَكُنْ لَهُ كُفُوًا أَحَدٌ {4}

## QIYAM MUTTASIL BAR RUKU: STANDING BEFORE RUKOO

To stand erect while saying  
Takbiratul Ehram and to  
stand before Ruku – is  
RUKN part of Salaa



## RUKU:



( ) سُبْحَانَ رَبِّيَ الْعَظِيمِ وَ

بِحَمْدِهِ

(Glory be to my Rabb, the ( )  
Great and praise be to  
Him).

Bending at right angles ( )  
with palms on knees –  
boys

Bending knees slightly ( )  
with palms on thighs –  
girls

Looking between the feet ( )

## AFTER RISING FROM RUKU:

سَمِعَ اللَّهُ لِمَنْ حَمِدَهُ

(Allah hears he/she who  
praises Him).

## SUJUD:



7 parts of body touching ground ( )

Motionless while reciting ( )

Rising head first from sajda ( )

Sitting still sujud ( )

( ) سُبْحَانَ رَبِّيَ الْأَعْلَى وَ

بِحَمْدِهِ

(Glory be to my Rabb, the most High and praise be to Him). ( )

**JULUS - RECITATION  
BETWEEN TWO SUJUD:**



أَسْتَغْفِرُ اللَّهَ رَبِّي وَأَتُوبُ إِلَيْهِ

(I see forgiveness from  
Allah, my Rabb, and I turn  
repentant to Him)

**RISING FOR NEXT RAKAT:**


بِحَوْلِ اللَّهِ وَقُوَّتِهِ أَقُومُ وَ

أَقْعُدُ

(With the power and  
strength of Allah, I stand  
and sit).

## SECOND RAKAT

### QUNUT:



Recitation of any du'a ( )

Raising hands to face level ( )

Palms facing upward ( )

## THIRD RAKAT

### TASBIHATE ARBA:

**ONCE WAJIB BETTER**

**THREE TIMES**

سُبْحَانَ اللَّهِ وَالْحَمْدُ لِلَّهِ وَلَا

إِلَهَ إِلَّا اللَّهُ وَاللَّهُ أَكْبَرُ

(Glory be to Allah, and all praise is for Allah, and there is no god except Allah, and Allah is greater than

everything and everyone).



### **TASHAHHUD & SALAAM:**

**Recitation in seated position** ( )

**Motionless while reciting** ( )

Palms on thighs  
Recitation of 3 Salaams ( )

3 takbirs after Salaam ( )

( )  
Salawaat after Salaam

( )

## TASHAHHUD – IN SECOND AND FINAL RAKAT

أَشْهَدُ أَنْ لَا إِلَهَ إِلَّا اللَّهُ

وَحْدَهُ لَا شَرِيكَ لَهُ

وَ أَشْهَدُ أَنَّ مُحَمَّدًا عَبْدُهُ وَ

رَسُولُهُ

اللَّهُمَّ صَلِّ عَلَى مُحَمَّدٍ وَ آلِ

مُحَمَّدٍ

(I bear witness that there is no god except Allah, the only One and there is no partner for Him, and I bear witness that Muhammad is His slave and His messenger. O Allah! Send blessings on Muhammad and his ahlulbayt).

## SALAM – IN FINAL RAKAT

السَّلَامُ عَلَيْكَ أَيُّهَا النَّبِيُّ وَ

رَحْمَةُ اللَّهِ وَبَرَكَاتُهُ

السَّلَامُ عَلَيْنَا وَعَلَى عِبَادِ اللَّهِ

الصَّالِحِينَ

السَّلَامُ عَلَيْكُمْ وَرَحْمَةُ اللَّهِ

وَبَرَكَاتُهُ

(Salaams be upon you, O Prophet and the mercy of Allah and His blessings; Salaams be upon us and upon all the righteous servants of Allah; Salaams be upon you all and the mercy of Allah and His blessings).

# ASSESSMENT SUMMARY

---

## WUDHOO

|                                     |  |
|-------------------------------------|--|
| <b>REMOVAL OF<br/>OBSTRUCTIONS:</b> |  |
| <b>NIYYA: I AM DOING<br/>WUDHOO</b> |  |
| <b>WASHING THE FACE:</b>            |  |
| <b>WASHING RIGHT ARM:</b>           |  |
| <b>WASHING LEFT ARM:</b>            |  |
| <b>MASAH OF HEAD:</b>               |  |
| <b>MASAH OF FEET:</b>               |  |

## SALAA

|  |  |
|--|--|
| <b>NIYYA:</b>                                    |  |
| <b>TAKBIRATUL EHRAM:</b>                         |  |
| <b>QIYAAM:</b>                                   |  |
| <b>RUKU:</b>                                     |  |
| <b>SUJUD:</b>                                    |  |
| <b>JULUS - RECITATION<br/>BETWEEN TWO SUJUD:</b> |  |
| <b>SECOND RAKAT<br/>QUNUT:</b>                   |  |
| <b>TASHAHHUD</b>                                 |  |
| <b>THIRD RAKAT</b>                               |  |



|                        |  |
|------------------------|--|
| <b>TASBIHATE ARBA:</b> |  |
| <b>SALAAM</b>          |  |



[www.qfatima.com](http://www.qfatima.com)